


Delta Sky Way Program II

Data Received Through: March 31, 2022 - Data Source: Contractor's LCP Tracker Report


Prime Contractor: Hensel Phelps

Subcontractor Name		Reported Community Sponsorships	 HIRE LAX Graduates	Total Impact Workers	Total Impact and Local Workers	Total Workers	Local Hire % (Headcount)
Group Delta Consultants	NEW	0	0	N/A	1	1	100.0%
JLM Installations, Inc		0	0	N/A	1	1	100.0%
Won-Door Corporation		0	0	N/A	1	1	100.0%
Bielski Specialties Services, Inc.		0	0	N/A	2	2	100.0%
XL Fire Protection		0	0	N/A	2	2	100.0%
Streamline Integration		0	0	N/A	9	12	75.0%
El Prado Cleaning Service		0	0	N/A	34	46	73.9%
Assa Abloy Entrance Systems US Inc		0	0	N/A	5	7	71.4%
Lejend Corporation		0	0	N/A	2	3	66.7%
BT Trucking, Inc	NEW	0	0	N/A	12	18	66.7%
Final Cleaning Solutions	NEW	0	0	N/A	12	18	66.7%
24 Hours Sweeping Inc		0	0	N/A	7	11	63.6%
EER, Inc.		0	0	N/A	5	8	62.5%
Wagner Engineering & Survey Inc.		0	0	N/A	10	16	62.5%
Bapko Metal, Inc		0	0	N/A	8	14	57.1%
Monzon & Son Enterprises		0	0	N/A	46	83	55.4%
Crown Fence		0	0	N/A	11	20	55.0%
Direct AV		0	0	N/A	14	26	53.8%
Bill Glore Inc		0	0	N/A	1	2	50.0%
Lawrence W Rosine Co.		0	0	N/A	1	2	50.0%
Sign Industries Incorporated		0	0	N/A	1	2	50.0%
Evan Corporation dba Evan Fall Protection		0	0	N/A	2	4	50.0%
Giroux Glass, Inc.		0	0	N/A	2	4	50.0%
BEI Construction, Inc.		0	0	N/A	17	35	48.6%
Safe Scaffolding		0	0	N/A	7	15	46.7%
Masonry Concepts, Inc		0	0	N/A	21	46	45.7%
Signature Flooring, Inc		0	0	N/A	3	7	42.9%

Delta Sky Way Program II

Data Received Through: March 31, 2022 - Data Source: Contractor's LCP Tracker Report


Prime Contractor: Hensel Phelps

Subcontractor Name		Reported Community Sponsorships	 HIRE LAX Graduates	Total Impact Workers	Total Impact and Local Workers	Total Workers	Local Hire % (Headcount)
Cosco Fire Protection, Inc.		0	0	N/A	21	50	42.0%
Birdi & Associates, Inc.		0	0	N/A	5	12	41.7%
Limbach Company LP		0	0	N/A	5	12	41.7%
CSI Electrical Contractors, Inc.		0	0	N/A	7	17	41.2%
Woodbridge Glass Incorporated		0	0	N/A	9	23	39.1%
San-Mar Construction Co Inc		0	0	N/A	36	92	39.1%
Environmental Construction Group		0	0	N/A	53	138	38.4%
Pan-Pacific Mechanica, LLC		0	0	N/A	47	123	38.2%
Condon Jonson & Associates, Inc		0	0	N/A	25	66	37.9%
Malcolm Drilling Company		0	0	N/A	12	32	37.5%
Hensel Phelps Construction Co		3	3	N/A	65	175	37.1%
Morrow Meadows Corporation		0	0	N/A	150	422	35.5%
GGG Demolition, Inc.		0	0	N/A	28	79	35.4%
Matrix Environmental, Inc.		0	0	N/A	46	130	35.4%
Xcel Mechanical System Inc.		0	0	N/A	11	32	34.4%
GecTwo Inc		0	0	N/A	44	128	34.4%
3531 Trucking Inc	NEW	0	0	N/A	1	3	33.3%
Bonas Company		0	0	N/A	1	3	33.3%
NRW Trucking Inc		0	0	N/A	1	3	33.3%
L2 Specialties, Inc		0	0	N/A	2	6	33.3%
So-Cal Insulation		0	0	N/A	2	6	33.3%
Bill Carr Surveys, Inc.		0	0	N/A	3	9	33.3%
Shotcrete Structures, Inc		0	0	N/A	9	27	33.3%
SME Steel		0	0	N/A	30	92	32.6%
Morrow Meadows Corporation (2)		0	0	N/A	58	185	31.4%
Building Electronic Controls		0	0	N/A	5	16	31.3%
Performance Contracting Inc.		0	0	N/A	77	251	30.7%
Infinity Drywall Contracting, Inc.		0	0	N/A	15	49	30.6%

Delta Sky Way Program II

Data Received Through: March 31, 2022 - Data Source: Contractor's LCP Tracker Report


Prime Contractor: Hensel Phelps

Subcontractor Name	Reported Community Sponsorships	 HIRE LAX Graduates	Total Impact Workers	Total Impact and Local Workers	Total Workers	Local Hire % (Headcount)	
Standard Drywall, Inc	0	0	N/A	15	49	30.6%	
Johnson & Turner Painting Co., Inc	0	0	N/A	11	36	30.6%	
Brymax Construction Services	0	0	N/A	33	108	30.6%	
Washington Iron Works	1	1	N/A	18	59	30.5%	
Griffith Company	0	0	N/A	43	142	30.3%	
Best Contracting Services Inc	0	0	N/A	34	115	29.6%	
Southwest Steel of California, Inc.	0	0	N/A	43	147	29.3%	
Granite Construction Company	0	0	N/A	41	143	28.7%	
Riselo Engineering Solutions, Inc.	0	0	N/A	2	7	28.6%	
Concrete Coring Company	0	0	N/A	10	35	28.6%	
Rosendin Electric	0	0	N/A	15	53	28.3%	
Gerdau Reinforcing Steel / CMC Rebar West	0	0	N/A	37	131	28.2%	
Nevell Group Inc	0	0	N/A	54	193	28.0%	
Anning Johnson Company	0	0	N/A	14	52	26.9%	
Premier Tile & Marble	0	0	N/A	18	67	26.9%	
ARB, Inc.	0	0	N/A	21	79	26.6%	
Quality Production Services	0	0	N/A	17	64	26.6%	
ISEC, Inc.	0	0	N/A	35	132	26.5%	
Murray Company	0	0	N/A	69	273	25.3%	
BrandSafway Services	0	0	N/A	26	103	25.2%	
Karcher Firestopping, Inc	0	0	N/A	1	4	25.0%	
McKeon Door West Inc	0	0	N/A	1	4	25.0%	
PG Cutting Services	0	0	N/A	1	4	25.0%	
Smoke Guard California, Inc	0	0	N/A	1	4	25.0%	
The LKR Group, Inc	NEW	0	0	N/A	1	4	25.0%
Zolnay Insulation Inc	0	0	N/A	1	4	25.0%	
Site Solution Services, Inc.	0	0	N/A	2	8	25.0%	
Rouch Rebar, Inc.	0	0	N/A	3	12	25.0%	

Delta Sky Way Program II

Data Received Through: March 31, 2022 - Data Source: Contractor's LCP Tracker Report


Prime Contractor: Hensel Phelps

Subcontractor Name	Reported Community Sponsorships	 HIRE LAX Graduates	Total Impact Workers	Total Impact and Local Workers	Total Workers	Local Hire % (Headcount)
DSM Construction, Inc.	0	0	N/A	5	20	25.0%
Shoring Engineers	0	0	N/A	12	49	24.5%
Commercial Scaffolding Of CA	0	0	N/A	7	29	24.1%
Gonsalves & Santucci Inc DBA Conco Pumping	0	0	N/A	6	26	23.1%
ABT Transport & Equipment, Inc	0	0	N/A	8	35	22.9%
West Coast Firestopping, Inc	0	0	N/A	13	57	22.8%
Southern California Grading, Inc.	0	0	N/A	5	22	22.7%
Kamran Metalworks, Inc.	0	0	N/A	2	9	22.2%
Coast Building Products	0	0	N/A	4	19	21.1%
Goss Construction	0	0	N/A	2	10	20.0%
Genesis Floor Covering, Incf.	0	0	N/A	4	21	19.0%
NorCal Pipeline Services, Inc.	0	0	N/A	3	16	18.8%
Drill Tech Drilling	0	0	N/A	8	43	18.6%
Badger Daylighting Corp	0	0	N/A	10	54	18.5%
Corradini Corp	0	0	N/A	10	55	18.2%
JLS Pumping	0	0	N/A	7	41	17.1%
Comet Electric	0	0	N/A	1	6	16.7%
Mike Payne and Associates, Inc	0	0	N/A	1	6	16.7%
R.J. Lalonde Inc	0	0	N/A	1	6	16.7%
Air Balance Co, Inc.	0	0	N/A	2	12	16.7%
PGC Construction Inc	0	0	N/A	2	12	16.7%
Vertical Access, Inc	0	0	N/A	7	42	16.7%
United - Heider Inspection DBA Atlas	0	0	N/A	5	34	14.7%
Centerline Concrete Cutting	0	0	N/A	1	7	14.3%
Karcher Insulation Systems, Inc (Sub to Pan-Pacific Mechanical)	0	0	N/A	2	14	14.3%
Smith-Emery Company	0	0	N/A	3	21	14.3%
Connor Concrete Cutting and Coring	0	0	N/A	4	29	13.8%
EthosEnergy Field Services, LLC	0	0	N/A	4	31	12.9%

Delta Sky Way Program II

Data Received Through: March 31, 2022 - Data Source: Contractor's LCP Tracker Report


Prime Contractor: Hensel Phelps

Subcontractor Name	Reported Community Sponsorships	 HIRE LAX Graduates	Total Impact Workers	Total Impact and Local Workers	Total Workers	Local Hire % (Headcount)
CR Insulation	0	0	N/A	2	17	11.8%
Chief Engineering Co.	0	0	N/A	3	28	10.7%
Mr. Crane Inc	0	0	N/A	10	98	10.2%
Power One, LLC	0	0	N/A	2	21	9.5%
Cell-Crete Corporation	0	0	N/A	1	11	9.1%
Otis Elevator Company	0	0	N/A	5	56	8.9%
Integrity Rebar Places	0	0	N/A	2	29	6.9%
Burros Backhoe Service	0	0	N/A	0	1	0.0%
Conco Pumping	0	0	N/A	0	1	0.0%
David L Addison Inc DBA Addison Equipment Rental	0	0	N/A	0	1	0.0%
GQ Trucking Inc	0	0	N/A	0	1	0.0%
Harper's Backhoe Services, Inc. dba Harper Equipment Rental	0	0	N/A	0	1	0.0%
Merli Concrete Pumping	0	0	N/A	0	1	0.0%
Prospectra Contract Flooring	0	0	N/A	0	1	0.0%
TDC Trucking Inc	0	0	N/A	0	1	0.0%
TJD Trucking Inc	0	0	N/A	0	1	0.0%
Vaca Skip Loader Grading Services LLC	0	0	N/A	0	1	0.0%
Anbessaw Consulting, Inc dba The Quality Firm	0	0	N/A	0	2	0.0%
Cali USA Acoustics Inc.	0	0	N/A	0	2	0.0%
Exsell Sales Associates	0	0	N/A	0	2	0.0%
Foster Flooring	0	0	N/A	0	2	0.0%
Ground Penetrating Radar System, LLC	0	0	N/A	0	2	0.0%
Hill Crane Service, Inc	0	0	N/A	0	2	0.0%
Inspection Resources Co	0	0	N/A	0	2	0.0%
Karcher Interior Systems, Inc	0	0	N/A	0	2	0.0%
Koppl Pipeline Services, Inc.	0	0	N/A	0	2	0.0%
Mike Prich and Sons, Inc	0	0	N/A	0	2	0.0%
Penhall Compancy (Sub to Concrete Coring)	0	0	N/A	0	2	0.0%

Delta Sky Way Program II

Data Received Through: March 31, 2022 - Data Source: Contractor's LCP Tracker Report

Prime Contractor: Hensel Phelps

Subcontractor Name		Reported Community Sponsorships	 HIRE LAX Graduates	Total Impact Workers	Total Impact and Local Workers	Total Workers	Local Hire % (Headcount)
Skycon Inc	NEW	0	0	N/A	0	2	0.0%
Straight Up Surveying		0	0	N/A	0	2	0.0%
The Door Crew, Inc.	NEW	0	0	N/A	0	2	0.0%
Miller Equipment Co, Inc		0	0	N/A	0	3	0.0%
Nold's Equipment, Inc.		0	0	N/A	0	3	0.0%
Premier Interior Dev., Inc.		0	0	N/A	0	3	0.0%
Reliable Construction Services, LLC	NEW	0	0	N/A	0	3	0.0%
Centerline Concrete Cutting (Cosco)		0	0	N/A	0	4	0.0%
Matt-Chlor, Inc		0	0	N/A	0	4	0.0%
RMA Group		0	0	N/A	0	5	0.0%
RMA Group		0	0	N/A	0	5	0.0%
Savala Equipment Company Inc dba Savala Equipment Rentals		0	0	N/A	0	5	0.0%
Architectural Design & Signs, Inc.		0	0	N/A	0	6	0.0%
C.A. Buchen Corp		0	0	N/A	0	6	0.0%
Konstruktors Inc.		0	0	N/A	0	6	0.0%
Pavement Recycling Systems		0	0	N/A	0	6	0.0%
Climatec		0	0	N/A	0	8	0.0%
NMN Construction, Inc		0	0	N/A	0	9	0.0%
Lonestar West Services LLC		0	0	N/A	0	11	0.0%
Guzman Grading & Paving Corp		0	0	N/A	0	23	0.0%
		4	4		1736	5753	30.2%

LAX PLA Article III, Section 6 Contractor Hiring Obligations - . . . to maximize the employment of qualified local persons residing within the area of the Project, with the goal that at least 30% of each contractor's employees hired under this Agreement shall be either residents of the cities immediately adjacent to LAX or of the City of Los Angeles ("local residents"). Contractors shall develop a hiring plan and maintain records of their compliance efforts.