


LAMP Automated People Mover Project

Data Received Through: June 30, 2022 - Data Source: Contractor's LCP Tracker Report


Prime Contractor: LINXS

Subcontractor Name	Reported Community Sponsorships	 HIRE LAX Graduates	Total Impact Workers	Total Impact and Local Workers	Total Workers	Local Hire % (Headcount)
Gaul & Gaul dba Craftsman Concrete Cutting	0	0	0	1	1	100.0%
Hammer Down Transportation Inc	0	0	0	1	1	100.0%
Diversified Janitorial DBA Coast 2 Coast Preservations	0	0	1	5	6	83.3%
Kehoe Engineering & Testing, Inc.	0	0	1	3	4	75.0%
24 Hour Sweeping, Inc.	0	0	1	6	8	75.0%
Pacific Drilling Company	0	0	2	9	13	69.2%
Global Transloading LLC	0	0	1	2	3	66.7%
Anytime Dumping Inc.	0	0	10	26	39	66.7%
Fryman Management Inc	1	0	20	92	143	64.3%
W Contracting Corporation	0	0	7	24	38	63.2%
Triumph Painting	0	0	0	5	8	62.5%
Unique Scaffold (a dba of Emie & Sons Scagolding)	0	0	0	5	8	62.5%
Zolnay Insulation Inc - Sub to Pan-Pacific	0	0	0	3	5	60.0%
WCW Inc	0	0	1	1	2	50.0%
Group Delta	0	0	0	2	4	50.0%
Koppl Pipeline Services	0	0	0	2	4	50.0%
Viking Insulation	0	0	0	2	4	50.0%
Commerce Coating Services	0	0	0	6	12	50.0%
Metcoe Skylight Specialties	0	0	0	6	12	50.0%
ABC Liovin Drilling Inc	0	0	1	8	16	50.0%
Hubcity Trucking	0	0	1	14	28	50.0%
Harwood Construction Inc	0	0	0	4	9	44.4%
Bali Construction	1	1	5	11	25	44.0%
Birdi Constructors Inc	0	0	3	7	16	43.8%
LINXS Constructors	6	6	107	444	1025	43.3%

LAMP Automated People Mover Project

Data Received Through: June 30, 2022 - Data Source: Contractor's LCP Tracker Report


Prime Contractor: LINXS

Subcontractor Name	Reported Community Sponsorships	 HIRE LAX Graduates	Total Impact Workers	Total Impact and Local Workers	Total Workers	Local Hire % (Headcount)
Dirty Deedz Dumping (dba of T & D Jetter LLC)	0	0	1	3	7	42.9%
Matrix Environmental	0	0	3	65	157	41.4%
Crown Fence Company	0	0	0	14	34	41.2%
Comet Electric	1	0	3	46	114	40.4%
Corpro Companies	0	0	0	2	5	40.0%
Hixson Backhoe Service Inc	0	0	0	2	5	40.0%
Pacific Labor Group	0	0	1	2	5	40.0%
Penhall Company	0	0	1	6	15	40.0%
Cosco Fire Protection	1	1	3	28	71	39.4%
Badger Daylighting	0	0	0	5	13	38.5%
Techno Coatings Inc	0	0	3	16	42	38.1%
Champion Crane Rental Inc.	0	0	0	3	8	37.5%
Belcastro Construction Management	0	0	2	4	11	36.4%
CMF Inc.	0	0	4	18	50	36.0%
RJ & J Construction Inc	0	0	6	15	42	35.7%
JT Winsatt Contracting Company	0	0	13	95	268	35.4%
Building Electronic Controls	0	0	1	6	17	35.3%
ISEC Inc	0	0	2	12	34	35.3%
Best Contracting Services	0	0	1	29	83	34.9%
Diversified Production Services, Inc.	0	0	4	19	55	34.5%
Apolo Electric	NEW	0	0	1	3	33.3%
South Coast Sweeping	0	0	0	1	3	33.3%
Woods Commercial Door Inc	0	0	0	1	3	33.3%
Progressive Surface Solution, LLC	0	0	1	2	6	33.3%
Pugliese Interior Systems Inc	0	0	1	2	6	33.3%
The JV Land Clearing Company Inc	0	0	0	5	15	33.3%

LAMP Automated People Mover Project

Data Received Through: June 30, 2022 - Data Source: Contractor's LCP Tracker Report


Prime Contractor: LINXS

Subcontractor Name	Reported Community Sponsorships	 HIRE LAX Graduates	Total Impact Workers	Total Impact and Local Workers	Total Workers	Local Hire % (Headcount)
Imperial Specialty Contracting Inc.	0	0	0	6	18	33.3%
Southwest Steel of California	0	0	3	8	24	33.3%
Miller Equipment Rental	0	0	4	9	27	33.3%
Allied Steel Co. Inc,	0	0	3	12	36	33.3%
Standard Drywall Inc.	0	0	21	71	216	32.9%
ADF International, Inc. which will do business in California as ADF Steel, Inc.	0	0	10	62	192	32.3%
Rosendin Electric	1	1	27	120	372	32.3%
Drill Tech Drilling & Shoring	0	0	1	7	22	31.8%
Merli Concrete Pumping	0	0	0	7	22	31.8%
The Culver Group	0	0	6	7	22	31.8%
Lucas Builders	0	0	3	11	36	30.6%
Premier Tile & Marble	0	0	1	3	10	30.0%
Legacy Foundations	0	0	9	25	84	29.8%
CMC Rebar West	0	0	15	88	300	29.3%
Pan-Pacific Mechanical	0	0	7	45	156	28.8%
Crosstown Electric & Data Inc.	0	0	0	2	7	28.6%
M S Rouse Company	0	0	0	2	7	28.6%
Bill Carr Surveys, Inc.	0	0	1	4	14	28.6%
Coast Building Products	0	0	0	4	14	28.6%
Pacific Steel Group	0	0	3	30	108	27.8%
Bagatelos Architectural Glass Systems	0	0	3	11	40	27.5%
Griffith Company	0	0	2	18	66	27.3%
Century Sweeping	0	0	1	4	15	26.7%
Norcal Pipeline Services	1	1	3	21	79	26.6%
Frank S. Smith Masonry Inc.	0	0	3	19	73	26.0%
Anning-Johnson Company	0	0	3	13	51	25.5%

LAMP Automated People Mover Project

Data Received Through: June 30, 2022 - Data Source: Contractor's LCP Tracker Report


Prime Contractor: LINXS

Subcontractor Name		Reported Community Sponsorships	 HIRE LAX Graduates	Total Impact Workers	Total Impact and Local Workers	Total Workers	Local Hire % (Headcount)
Nevell Group Inc		0	0	0	17	67	25.4%
GECTWO Inc.		0	0	0	1	4	25.0%
Halco Testing Services		0	0	1	1	4	25.0%
Industrial High Voltage		0	0	0	1	4	25.0%
T & H Interior Services Inc	NEW	0	0	0	1	4	25.0%
Rebar Engineering		0	0	0	2	8	25.0%
Rolling Plains Construction		0	0	2	2	8	25.0%
South Bay Iron Inc		0	0	1	2	8	25.0%
Preferred Ceilings Inc.		0	0	0	3	12	25.0%
Veterans Engineering Services Inc.		0	0	0	3	12	25.0%
Legacy Reinforcing Steel		0	0	2	9	36	25.0%
Concrete Coring Company		0	0	2	8	33	24.2%
Granstrom Masonry Inc.		0	0	0	10	44	22.7%
BrandSafway Services LLC		0	0	6	29	128	22.7%
Masonry Concepts		0	0	1	7	31	22.6%
Sterndahl Enterprises, Inc		0	0	2	11	54	20.4%
Smithson Electric		0	0	0	1	5	20.0%
Maxwell's Backhoe Inc DBA MBI Excavation (Sub to Pan-Pacific Mechanical)		0	0	0	2	10	20.0%
Troyer Contracting Company		0	0	0	4	22	18.2%
Sequoia Consultants, Inc.		0	0	2	14	78	17.9%
Pre-Fab Builders Inc.		0	0	3	9	53	17.0%
N/S Corporation		0	0	1	1	6	16.7%
Site Solution Services, Inc.		0	0	0	1	6	16.7%
2R Drilling		0	0	0	2	12	16.7%
Alert Insulation Company Inc.		0	0	0	2	12	16.7%
Tahlequah Rebar Info		0	0	2	7	42	16.7%

LAMP Automated People Mover Project

Data Received Through: June 30, 2022 - Data Source: Contractor's LCP Tracker Report


Prime Contractor: LINXS

Subcontractor Name		Reported Community Sponsorships	 HIRE LAX Graduates	Total Impact Workers	Total Impact and Local Workers	Total Workers	Local Hire % (Headcount)
Malcolm Drilling		0	0	1	3	19	15.8%
Integrity Rebar Placers		0	0	1	14	89	15.7%
M. B. Herzog Electric		0	0	0	2	13	15.4%
Dywidag Systems International		0	0	0	10	67	14.9%
Connor Concrete Cutting & Coring		0	0	1	1	7	14.3%
Regional Steel Corporation		0	0	0	1	7	14.3%
Eljay Acoustics Inc		0	0	3	4	28	14.3%
JLS Concrete Pumping (dba of Brundage Bone Concrete)		0	0	0	6	45	13.3%
BHC Crane LLC		0	0	0	1	8	12.5%
Marne Construction Inc		0	0	1	5	44	11.4%
All American Asphalt	NEW	0	0	0	1	9	11.1%
Lightning Protection Systems dba VFC Lightning Protection		0	0	0	1	9	11.1%
RMA Group		0	0	0	1	9	11.1%
Genesis One Group		0	0	1	2	18	11.1%
Red Hawk Services		0	0	1	2	20	10.0%
Maxim Crane LP		0	0	0	10	107	9.3%
G & F Concrete Cutting		0	0	1	2	22	9.1%
Conco Pumping a dba of Gonsalves & Santucci		0	0	1	1	12	8.3%
Winegardner Masonry Inc		0	0	0	3	37	8.1%
ADF Structural Steel		0	0	0	1	13	7.7%
Vertical Access, Inc		0	0	1	3	42	7.1%
C Below Inc		1	1	1	1	16	6.3%
Schindler Elevator Corporation		0	0	0	2	34	5.9%
Shaw & Sons Inc.		0	0	0	3	61	4.9%
Chavan Trucking		0	0	0	1	22	4.5%
Bragg Crane Service		0	0	0	1	44	2.3%

LAMP Automated People Mover Project

Data Received Through: June 30, 2022 - Data Source: Contractor's LCP Tracker Report


Prime Contractor: LINXS

Subcontractor Name	Reported Community Sponsorships	 HIRE LAX Graduates	Total Impact Workers	Total Impact and Local Workers	Total Workers	Local Hire % (Headcount)
Mr Crane	0	0	0	2	95	2.1%
ARS Construction Services, Inc. dba Concrete Cutters International	0	0	0	0	1	0.0%
JT Excavating	0	0	0	0	1	0.0%
L.A. Rebar Welding	0	0	0	0	1	0.0%
Penn Air Control	0	0	0	0	1	0.0%
Professional Utility Locating Services	0	0	0	0	1	0.0%
R.J. Lalonde Inc	0	0	0	0	1	0.0%
Terry Rhodes Backhoe Service Inc.	0	0	0	0	1	0.0%
A-Gas US Inc., dba Rapid Recovery	0	0	0	0	2	0.0%
Cramer Painting Inc	0	0	0	0	2	0.0%
D. C. Drilling Inc.	0	0	0	0	2	0.0%
Fastrack Rentals	0	0	0	0	2	0.0%
Ground Penetrating Radar Systems LLC	0	0	0	0	2	0.0%
Matt Chlor Inc	0	0	0	0	2	0.0%
SC Coatings Corp.	0	0	0	0	2	0.0%
ACE Concrete Cutting, Inc.	0	0	0	0	3	0.0%
CMZ Excavation, Inc.	0	0	0	0	3	0.0%
Elite Group Enterprises	0	0	0	0	3	0.0%
Hamilton Blake LLC	0	0	0	0	3	0.0%
Traffic Loops Crackfilling Inc.	0	0	0	0	3	0.0%
Antoine Electric Inc	0	0	0	0	4	0.0%
Del Secco Diamond Core & Saw Inc.	0	0	0	0	4	0.0%
Sunstate Installations	0	0	0	0	4	0.0%
The LKR Group, Inc.	0	0	0	0	4	0.0%
Barneys Hole Digging	0	0	0	0	5	0.0%
Crane Rental Service Inc	0	0	0	0	5	0.0%

LAMP Automated People Mover Project

Data Received Through: June 30, 2022 - Data Source: Contractor's LCP Tracker Report

Prime Contractor: LINXS

Subcontractor Name	Reported Community Sponsorships	 HIRE LAX Graduates	Total Impact Workers	Total Impact and Local Workers	Total Workers	Local Hire % (Headcount)
Master Coast, Inc.	0	0	0	0	5	0.0%
Cascade Drilling LP	0	0	0	0	7	0.0%
Hipp Wrap Containment	0	0	0	0	7	0.0%
NMN Construction	0	0	0	0	7	0.0%
David L. Addison dba Addison Equipment Rental	0	0	0	0	9	0.0%
Hydraulic Cranes LLC	0	0	0	0	9	0.0%
Commercial Scaffolding of CA Inc	0	0	0	0	10	0.0%
Dean's Certifies Welding Inc.	0	0	0	0	10	0.0%
Bragg Heavy Transport	0	0	0	0	12	0.0%
H.D. Concoction Equipment Inc. (HDCE)	0	0	0	0	15	0.0%
Torrent Resources (CA) Inc	0	0	0	0	15	0.0%
Baryeh Construction	0	0	0	0	21	0.0%
Reliable Construction Services LLC	0	0	0	0	26	0.0%
	13	11	378	1934	6332	30.5%

LAX PLA Article III, Section 6 Contractor Hiring Obligations - . . . to maximize the employment of qualified local persons residing within the area of the Project, with the goal that at least 30% of each contractor's employees hired under this Agreement shall be either residents of the cities immediately adjacent to LAX or of the City of Los Angeles ("local residents"). Contractors shall develop a hiring plan and maintain records of their compliance efforts.