


## LAMP Automated People Mover Project

Data Received Through: Febrero 28, 2022 - Data Source: Contractor's LCP Tracker Report


Prime Contractor: LINXS

Subcontractor Name	Reported Community Sponsorships	 HIRE LAX Graduates	Total Impact Workers	Total Impact and Local Workers	Total Workers	Local Hire % (Headcount)
Gaul & Gaul dba Craftsman Concrete Cutting	0	0	0	1	1	100.0%
Hammer Down Transportation Inc	0	0	0	1	1	100.0%
Commerce Coating Services	0	0	0	4	4	100.0%
Kehoe Engineering & Testing, Inc.	0	0	1	3	4	75.0%
24 Hour Sweeping, Inc.	0	0	1	6	8	75.0%
Pacific Drilling Company	0	0	2	9	13	69.2%
W Contracting Corporation	0	0	7	24	36	66.7%
Fryman Management Inc	1	0	19	89	139	64.0%
Anytime Dumping Inc.	0	0	9	21	33	63.6%
Unique Scaffold (a dba of Emie & Sons Scagolding)	0	0	0	3	5	60.0%
Zolnay Insulation Inc - Sub to Pan-Pacific	0	0	0	3	5	60.0%
Progressive Surface Solution, LLC	NEW	0	1	1	2	50.0%
South Coast Sweeping	0	0	0	1	2	50.0%
Viking Insulation	0	0	0	1	2	50.0%
WCW Inc	0	0	1	1	2	50.0%
Badger Daylighting	0	0	0	2	4	50.0%
Group Delta	0	0	0	2	4	50.0%
Koppl Pipeline Services	0	0	0	2	4	50.0%
ABC Liovin Drilling Inc	0	0	1	8	16	50.0%
Harwood Construction Inc	0	0	0	3	7	42.9%
Penhall Company	0	0	1	6	14	42.9%
LINXS Constructors	6	6	93	383	917	41.8%
Crown Fence Company	0	0	0	10	24	41.7%
Matrix Environmental	0	0	3	61	149	40.9%
Comet Electric	1	0	2	44	109	40.4%

# LAMP Automated People Mover Project

Data Received Through: Febrero 28, 2022 - Data Source: Contractor's LCP Tracker Report


Prime Contractor: LINXS

Subcontractor Name	Reported Community Sponsorships	 HIRE LAX Graduates	Total Impact Workers	Total Impact and Local Workers	Total Workers	Local Hire % (Headcount)
Corpro Companies	0	0	0	2	5	40.0%
Hixson Backhoe Service Inc	0	0	0	2	5	40.0%
Preferred Ceilings Inc.	0	0	0	2	5	40.0%
Birdi Constructors Inc	0	0	1	4	10	40.0%
Cosco Fire Protection	1	1	2	22	57	38.6%
Techno Coatings Inc	0	0	3	14	37	37.8%
Champion Crane Rental Inc.	0	0	0	3	8	37.5%
JT Winsatt Contracting Company	0	0	12	90	245	36.7%
Belcastro Construction Management	0	0	2	4	11	36.4%
Southwest Steel of California	0	0	3	8	22	36.4%
Best Contracting Services	0	0	0	14	40	35.0%
Miller Equipment Rental	0	0	4	9	26	34.6%
Diversified Production Services, Inc.	0	0	4	19	55	34.5%
GECTWO Inc.	0	0	0	1	3	33.3%
Woods Commercial Door Inc	0	0	0	1	3	33.3%
M S Rouse Company	0	0	0	2	6	33.3%
The JV Land Clearing Company Inc	0	0	0	5	15	33.3%
ADF International, Inc. which will do business in California as ADF Steel, Inc.	0	0	4	37	111	33.3%
RJ & J Construction Inc	0	0	5	13	40	32.5%
Pan-Pacific Mechanical	0	0	6	40	125	32.0%
The Culver Group	0	0	6	7	22	31.8%
Lucas Builders	0	0	3	11	36	30.6%
Premier Tile & Marble	0	0	1	3	10	30.0%
Merli Concrete Pumping	0	0	0	6	20	30.0%
Legacy Foundations	0	0	9	25	84	29.8%
Rosendin Electric	1	1	17	72	245	29.4%

# LAMP Automated People Mover Project

Data Received Through: Febrero 28, 2022 - Data Source: Contractor's LCP Tracker Report


Prime Contractor: LINXS

Subcontractor Name	Reported Community Sponsorships	 HIRE LAX Graduates	Total Impact Workers	Total Impact and Local Workers	Total Workers	Local Hire % (Headcount)
Bagatelos Architectural Glass Systems	0	0	2	7	24	29.2%
CMC Rebar West	0	0	14	84	292	28.8%
Crosstown Electric & Data Inc.	0	0	0	2	7	28.6%
Bill Carr Surveys, Inc.	0	0	1	4	14	28.6%
Imperial Specialty Contracting Inc.	0	0	0	4	14	28.6%
Drill Tech Drilling & Shoring	0	0	0	6	21	28.6%
Concrete Coring Company	0	0	2	8	28	28.6%
Allied Steel Co. Inc,	0	0	3	9	32	28.1%
Pacific Steel Group	0	0	3	30	108	27.8%
Norcal Pipeline Services	1	1	3	21	78	26.9%
Century Sweeping	0	0	1	4	15	26.7%
Frank S. Smith Masonry Inc.	0	0	3	19	73	26.0%
Griffith Company	0	0	1	15	58	25.9%
Legacy Reinforcing Steel	0	0	2	9	35	25.7%
Halco Testing Services	0	0	1	1	4	25.0%
Industrial High Voltage	0	0	0	1	4	25.0%
Rolling Plains Construction	0	0	1	1	4	25.0%
Rebar Engineering	0	0	0	2	8	25.0%
Veterans Engineering Services Inc.	0	0	0	3	12	25.0%
Granstrom Masonry Inc.	0	0	0	5	21	23.8%
ISEC Inc	0	0	2	5	21	23.8%
Nevell Group Inc	0	0	0	7	32	21.9%
Sterndahl Enterprises, Inc	0	0	2	11	51	21.6%
Building Electronic Controls	0	0	1	3	14	21.4%
Connor Concrete Cutting & Coring	0	0	1	1	5	20.0%
Smithson Electric	0	0	0	1	5	20.0%

# LAMP Automated People Mover Project

Data Received Through: Febrero 28, 2022 - Data Source: Contractor's LCP Tracker Report


Prime Contractor: LINXS

Subcontractor Name		Reported Community Sponsorships	 HIRE LAX Graduates	Total Impact Workers	Total Impact and Local Workers	Total Workers	Local Hire % (Headcount)
Coast Building Products	NEW	0	0	0	2	10	20.0%
M. B. Herzog Electric		0	0	0	2	10	20.0%
Maxwell's Backhoe Inc DBA MBI Excavation (Sub to Pan-Pacific Mechanical)		0	0	0	2	10	20.0%
Marne Construction Inc		0	0	1	4	20	20.0%
Anning-Johnson Company		0	0	2	8	40	20.0%
Troyer Contracting Company		0	0	0	4	21	19.0%
BrandSafway Services LLC		0	0	3	16	85	18.8%
Sequoia Consultants, Inc.		0	0	2	14	75	18.7%
Pre-Fab Builders Inc.		0	0	3	9	53	17.0%
Site Solution Services, Inc.		0	0	0	1	6	16.7%
2R Drilling		0	0	0	2	12	16.7%
Alert Insulation Company Inc.		0	0	0	2	12	16.7%
Tahlequah Rebar Info		0	0	2	7	42	16.7%
Standard Drywall Inc.		0	0	7	18	109	16.5%
Malcolm Drilling		0	0	1	3	19	15.8%
Integrity Rebar Placers		0	0	1	14	89	15.7%
Dywidag Systems International		0	0	0	10	67	14.9%
Conco Pumping a dba of Gonsalves & Santucci		0	0	1	1	8	12.5%
JLS Concrete Pumping (dba of Brundage Bone Concrete)		0	0	0	5	43	11.6%
CMF Inc.		0	0	0	2	19	10.5%
Red Hawk Services		0	0	1	2	20	10.0%
G & F Concrete Cutting		0	0	1	2	22	9.1%
Maxim Crane LP		0	0	0	7	89	7.9%
ADF Structural Steel		0	0	0	1	13	7.7%
Bali Construction		0	0	1	1	13	7.7%
Eljay Acoustics Inc	NEW	0	0	1	1	13	7.7%

# LAMP Automated People Mover Project

Data Received Through: Febrero 28, 2022 - Data Source: Contractor's LCP Tracker Report


Prime Contractor: LINXS

Subcontractor Name		Reported Community Sponsorships	 HIRE LAX Graduates	Total Impact Workers	Total Impact and Local Workers	Total Workers	Local Hire % (Headcount)
C Below Inc		1	1	1	1	16	6.3%
Vertical Access, Inc		0	0	1	2	35	5.7%
Shaw & Sons Inc.		0	0	0	3	59	5.1%
Schindler Elevator Corporation		0	0	0	1	20	5.0%
Chavan Trucking		0	0	0	1	21	4.8%
Mr Crane		0	0	0	2	85	2.4%
Bragg Crane Service		0	0	0	1	44	2.3%
ARS Construction Services, Inc. dba Concrete Cutters International		0	0	0	0	1	0.0%
Global Transloading LLC		0	0	0	0	1	0.0%
JT Excavating		0	0	0	0	1	0.0%
L.A. Rebar Welding		0	0	0	0	1	0.0%
Matt Chlor Inc		0	0	0	0	1	0.0%
Penn Air Control	NEW	0	0	0	0	1	0.0%
R.J. Lalonde Inc		0	0	0	0	1	0.0%
Terry Rhodes Backhoe Service Inc.		0	0	0	0	1	0.0%
A-Gas US Inc., dba Rapid Recovery		0	0	0	0	2	0.0%
CMZ Excavation, Inc.		0	0	0	0	2	0.0%
Cramer Painting Inc		0	0	0	0	2	0.0%
Fastrack Rentals		0	0	0	0	2	0.0%
Ground Penetrating Radar Systems LLC		0	0	0	0	2	0.0%
Pugliese Interior Systems Inc		0	0	0	0	2	0.0%
SC Coatings Corp.	NEW	0	0	0	0	2	0.0%
ACE Concrete Cutting, Inc.		0	0	0	0	3	0.0%
Traffic Loops Crackfilling Inc.		0	0	0	0	3	0.0%
Antoine Electric Inc		0	0	0	0	4	0.0%
Del Secco Diamond Core & Saw Inc.		0	0	0	0	4	0.0%

## LAMP Automated People Mover Project

Data Received Through: Febrero 28, 2022 - Data Source: Contractor's LCP Tracker Report

Prime Contractor: LINXS

Subcontractor Name	Reported Community Sponsorships	 HIRE LAX Graduates	Total Impact Workers	Total Impact and Local Workers	Total Workers	Local Hire % (Headcount)
NMN Construction	0	0	0	0	4	0.0%
Sunstate Installations	0	0	0	0	4	0.0%
The LKR Group, Inc.	0	0	0	0	4	0.0%
Barneys Hole Digging	0	0	0	0	5	0.0%
Crane Rental Service Inc	0	0	0	0	5	0.0%
Master Coast, Inc.	0	0	0	0	5	0.0%
Regional Steel Corporation	NEW	0	0	0	6	0.0%
Winegardner Masonry Inc	0	0	0	0	6	0.0%
Cascade Drilling LP	0	0	0	0	7	0.0%
David L. Addison dba Addison Equipment Rental	0	0	0	0	7	0.0%
Hipp Wrap Containment	0	0	0	0	7	0.0%
Hydraulic Cranes LLC	0	0	0	0	8	0.0%
Commercial Scaffolding of CA Inc	0	0	0	0	10	0.0%
Dean's Certifies Welding Inc.	0	0	0	0	10	0.0%
Bragg Heavy Transport	0	0	0	0	12	0.0%
Torrent Resources (CA) Inc	0	0	0	0	12	0.0%
H.D. Conctruction Equipment Inc. (HDCE)	0	0	0	0	15	0.0%
Baryeh Construction	0	0	0	0	21	0.0%
Reliable Construction Services LLC	0	0	0	0	26	0.0%
	<b>12</b>	<b>10</b>	<b>295</b>	<b>1519</b>	<b>5141</b>	<b>29.5%</b>

**LAX PLA Article III, Section 6 Contractor Hiring Obligations** - . . . to maximize the employment of qualified local persons residing within the area of the Project, with the goal that at least 30% of each contractor's employees hired under this Agreement shall be either residents of the cities immediately adjacent to LAX or of the City of Los Angeles ("local residents"). Contractors shall develop a hiring plan and maintain records of their compliance efforts.