


Delta Sky Way Program II

Data Received Through: February 28, 2022 - Data Source: Contractor's LCP Tracker Report


Prime Contractor: Hensel Phelps

Subcontractor Name		Reported Community Sponsorships	 HIRE LAX Graduates	Total Impact Workers	Total Impact and Local Workers	Total Workers	Local Hire % (Headcount)
JLM Installations, Inc		0	0	N/A	1	1	100.0%
Won-Door Corporation		0	0	N/A	1	1	100.0%
Bielski Specialties Services, Inc.		0	0	N/A	2	2	100.0%
XL Fire Protection		0	0	N/A	2	2	100.0%
Streamline Integration		0	0	N/A	9	12	75.0%
El Prado Cleaning Service		0	0	N/A	34	46	73.9%
Giroux Glass, Inc.		0	0	N/A	2	3	66.7%
Lejend Corporation		0	0	N/A	2	3	66.7%
24 Hours Sweeping Inc		0	0	N/A	7	11	63.6%
EER, Inc.		0	0	N/A	5	8	62.5%
Bapko Metal, Inc	NEW	0	0	N/A	8	13	61.5%
Wagner Engineering & Survey Inc.		0	0	N/A	9	15	60.0%
Monzon & Son Enterprises		0	0	N/A	46	83	55.4%
Crown Fence		0	0	N/A	11	20	55.0%
Bill Glore Inc		0	0	N/A	1	2	50.0%
Lawrence W Rosine Co.		0	0	N/A	1	2	50.0%
Sign Industries Incorporated		0	0	N/A	1	2	50.0%
Assa Abloy Entrance Systems US Inc		0	0	N/A	2	4	50.0%
Evan Corporation dba Evan Fall Protection		0	0	N/A	2	4	50.0%
Direct AV		0	0	N/A	12	24	50.0%
BEI Construction, Inc.		0	0	N/A	17	35	48.6%
Safe Scaffolding		0	0	N/A	7	15	46.7%
Masonry Concepts, Inc		0	0	N/A	21	45	46.7%
Cosco Fire Protection, Inc.		0	0	N/A	21	50	42.0%
Birdi & Associates, Inc.		0	0	N/A	5	12	41.7%
Limbach Company LP		0	0	N/A	5	12	41.7%

Delta Sky Way Program II

Data Received Through: February 28, 2022 - Data Source: Contractor's LCP Tracker Report


Prime Contractor: Hensel Phelps

Subcontractor Name	Reported Community Sponsorships	 HIRE LAX Graduates	Total Impact Workers	Total Impact and Local Workers	Total Workers	Local Hire % (Headcount)
CSI Electrical Contractors, Inc.	0	0	N/A	6	15	40.0%
Pan-Pacific Mechanica, LLC	0	0	N/A	46	117	39.3%
San Mar Construction Co Inc	0	0	N/A	36	92	39.1%
Condon Jonson & Associates, Inc	0	0	N/A	25	66	37.9%
Malcolm Drilling Company	0	0	N/A	12	32	37.5%
Environmental Construction Group	0	0	N/A	51	136	37.5%
Hensel Phelps Construction Co	3	3	N/A	64	171	37.4%
Xcel Mechanical System Inc.	0	0	N/A	11	30	36.7%
Matrix Environmental, Inc.	0	0	N/A	46	129	35.7%
GecTwo Inc	0	0	N/A	42	119	35.3%
GGG Demolition, Inc.	0	0	N/A	26	74	35.1%
Woodbridge Glass Incorporated	0	0	N/A	7	20	35.0%
Morrow Meadows Corporation	0	0	N/A	140	402	34.8%
West Coast Firestopping, Inc	0	0	N/A	8	23	34.8%
Washington Iron Works	1	1	N/A	18	52	34.6%
Bonas Company	0	0	N/A	1	3	33.3%
NRW Trucking Inc	0	0	N/A	1	3	33.3%
So-Cal Insulation	0	0	N/A	2	6	33.3%
Bill Carr Surveys, Inc.	0	0	N/A	3	9	33.3%
Shotcrete Structures, Inc	0	0	N/A	9	27	33.3%
Morrow Meadows Corporation (2)	0	0	N/A	48	153	31.4%
Building Electronic Controls	0	0	N/A	5	16	31.3%
DSM Construction, Inc.	0	0	N/A	5	16	31.3%
SME Steel	0	0	N/A	25	80	31.3%
Granite Construction Company	0	0	N/A	41	133	30.8%
Brymax Construction Services	0	0	N/A	32	104	30.8%
Infinity Drywall Contracting, Inc.	0	0	N/A	15	49	30.6%

Delta Sky Way Program II

Data Received Through: February 28, 2022 - Data Source: Contractor's LCP Tracker Report


Prime Contractor: Hensel Phelps

Subcontractor Name	Reported Community Sponsorships	 HIRE LAX Graduates	Total Impact Workers	Total Impact and Local Workers	Total Workers	Local Hire % (Headcount)
Standard Drywall, Inc	0	0	N/A	11	36	30.6%
Performance Contracting Inc.	0	0	N/A	72	237	30.4%
ISEC, Inc.	0	0	N/A	32	108	29.6%
Best Contracting Services Inc	0	0	N/A	34	115	29.6%
Concrete Coring Company	0	0	N/A	10	34	29.4%
Premier Tile & Marble	0	0	N/A	17	58	29.3%
Quality Production Services	0	0	N/A	17	58	29.3%
Southwest Steel of California, Inc.	0	0	N/A	41	141	29.1%
Gerdau Reinforcing Steel / CMC Rebar West	0	0	N/A	37	129	28.7%
Nevell Group Inc	0	0	N/A	54	190	28.4%
Rosendin Electric	0	0	N/A	15	53	28.3%
Griffith Company	0	0	N/A	36	130	27.7%
Johnson & Turner Painting Co., Inc	0	0	N/A	8	29	27.6%
Commercial Scaffolding Of CA	0	0	N/A	7	26	26.9%
Anning Johnson Company	0	0	N/A	14	52	26.9%
ARB, Inc.	0	0	N/A	21	79	26.6%
Shoring Engineers	0	0	N/A	12	46	26.1%
Murray Company	0	0	N/A	67	267	25.1%
Karcher Firestopping, Inc	0	0	N/A	1	4	25.0%
L2 Specialties, Inc	0	0	N/A	1	4	25.0%
McKeon Door West Inc	0	0	N/A	1	4	25.0%
PG Cutting Services	0	0	N/A	1	4	25.0%
Zolnay Insulation Inc	0	0	N/A	1	4	25.0%
Kamran Metalworks, Inc.	0	0	N/A	2	8	25.0%
Site Solution Services, Inc.	0	0	N/A	2	8	25.0%
Rouch Rebar, Inc.	0	0	N/A	3	12	25.0%
BrandSafway Services	0	0	N/A	25	101	24.8%

Delta Sky Way Program II

Data Received Through: February 28, 2022 - Data Source: Contractor's LCP Tracker Report


Prime Contractor: Hensel Phelps

Subcontractor Name	Reported Community Sponsorships	 HIRE LAX Graduates	Total Impact Workers	Total Impact and Local Workers	Total Workers	Local Hire % (Headcount)
Gonsalves & Santucci Inc DBA Conco Pumping	0	0	N/A	6	25	24.0%
ABT Transport & Equipment, Inc	0	0	N/A	8	35	22.9%
Southern California Grading, Inc.	0	0	N/A	5	22	22.7%
Coast Building Products	0	0	N/A	4	19	21.1%
Riselo Engineering Solutions, Inc.	0	0	N/A	1	5	20.0%
Genesis Floor Covering, Incf.	0	0	N/A	4	21	19.0%
NorCal Pipeline Services, Inc.	0	0	N/A	3	16	18.8%
Drill Tech Drilling	0	0	N/A	8	43	18.6%
Corradini Corp	0	0	N/A	9	52	17.3%
Badger Daylighting Corp	0	0	N/A	8	47	17.0%
Comet Electric	0	0	N/A	1	6	16.7%
Mike Payne and Associates, Inc	0	0	N/A	1	6	16.7%
R.J. Lalonde Inc	0	0	N/A	1	6	16.7%
Smith-Emery Company	0	0	N/A	3	18	16.7%
Vertical Access, Inc	0	0	N/A	7	42	16.7%
JLS Pumping	0	0	N/A	6	38	15.8%
Connor Concrete Cutting and Coring	0	0	N/A	4	27	14.8%
United - Heider Inspection DBA Atlas	0	0	N/A	5	34	14.7%
Centerline Concrete Cutting	0	0	N/A	1	7	14.3%
Karcher Insulation Systems, Inc (Sub to Pan-Pacific Mechanical)	0	0	N/A	2	14	14.3%
EthosEnergy Field Services, LLC	0	0	N/A	3	24	12.5%
CR Insulation	0	0	N/A	2	17	11.8%
Mr. Crane Inc	0	0	N/A	10	89	11.2%
Air Balance Co, Inc.	0	0	N/A	1	9	11.1%
Goss Construction	0	0	N/A	1	9	11.1%
PGC Construction Inc	0	0	N/A	1	9	11.1%
Chief Engineering Co.	0	0	N/A	3	28	10.7%

Delta Sky Way Program II

Data Received Through: February 28, 2022 - Data Source: Contractor's LCP Tracker Report


Prime Contractor: Hensel Phelps

Subcontractor Name		Reported Community Sponsorships	 HIRE LAX Graduates	Total Impact Workers	Total Impact and Local Workers	Total Workers	Local Hire % (Headcount)
Power One, LLC		0	0	N/A	2	21	9.5%
Cell-Crete Corporation		0	0	N/A	1	11	9.1%
Integrity Rebar Places		0	0	N/A	2	27	7.4%
Otis Elevator Company	NEW	0	0	N/A	2	52	3.8%
Burros Backhoe Service		0	0	N/A	0	1	0.0%
Conco Pumping		0	0	N/A	0	1	0.0%
David L Addison Inc DBA Addison Equipment Rental		0	0	N/A	0	1	0.0%
GQ Trucking Inc		0	0	N/A	0	1	0.0%
Harper's Backhoe Services, Inc. dba Harper Equipment Rental		0	0	N/A	0	1	0.0%
Merli Concrete Pumping		0	0	N/A	0	1	0.0%
Prospectra Contract Flooring		0	0	N/A	0	1	0.0%
TDC Trucking Inc		0	0	N/A	0	1	0.0%
TJD Trucking Inc		0	0	N/A	0	1	0.0%
Vaca Skip Loader Grading Services LLC		0	0	N/A	0	1	0.0%
Anbessaw Consulting, Inc dba The Quality Firm	NEW	0	0	N/A	0	2	0.0%
Cali USA Acoustics Inc.		0	0	N/A	0	2	0.0%
Exsell Sales Associates		0	0	N/A	0	2	0.0%
Foster Flooring		0	0	N/A	0	2	0.0%
Ground Penetrating Radar System, LLC		0	0	N/A	0	2	0.0%
Hill Crane Service, Inc		0	0	N/A	0	2	0.0%
Inspection Resources Co		0	0	N/A	0	2	0.0%
Karcher Interior Systems, Inc		0	0	N/A	0	2	0.0%
Koppl Pipeline Services, Inc.		0	0	N/A	0	2	0.0%
Mike Prlich and Sons, Inc		0	0	N/A	0	2	0.0%
Penhall Compancy (Sub to Concrete Coring)		0	0	N/A	0	2	0.0%
Smoke Guard California, Inc	NEW	0	0	N/A	0	2	0.0%
Straight Up Surveying		0	0	N/A	0	2	0.0%

Delta Sky Way Program II

Data Received Through: February 28, 2022 - Data Source: Contractor's LCP Tracker Report

Prime Contractor: Hensel Phelps

Subcontractor Name	Reported Community Sponsorships	 HIRE LAX Graduates	Total Impact Workers	Total Impact and Local Workers	Total Workers	Local Hire % (Headcount)
Miller Equipment Co, Inc	0	0	N/A	0	3	0.0%
Nold's Equipment, Inc.	0	0	N/A	0	3	0.0%
Premier Interior Dev., Inc.	0	0	N/A	0	3	0.0%
Signature Flooring, Inc	NEW	0	N/A	0	3	0.0%
Centerline Concrete Cutting (Cosco)	0	0	N/A	0	4	0.0%
Matt-Chlor, Inc	0	0	N/A	0	4	0.0%
RMA Group	0	0	N/A	0	5	0.0%
RMA Group	0	0	N/A	0	5	0.0%
Savala Equipment Company Inc dba Savala Equipment Rentals	0	0	N/A	0	5	0.0%
Architectural Design & Signs, Inc.	0	0	N/A	0	6	0.0%
C.A. Buchen Corp	0	0	N/A	0	6	0.0%
Konstruktors Inc.	0	0	N/A	0	6	0.0%
Pavement Recycling Systems	0	0	N/A	0	6	0.0%
NMN Construction, Inc	0	0	N/A	0	7	0.0%
Climatec	0	0	N/A	0	8	0.0%
Lonestar West Services LLC	0	0	N/A	0	11	0.0%
Guzman Grading & Paving Corp	0	0	N/A	0	23	0.0%
	4	4		1616	5364	30.1%

LAX PLA Article III, Section 6 Contractor Hiring Obligations - . . . to maximize the employment of qualified local persons residing within the area of the Project, with the goal that at least 30% of each contractor's employees hired under this Agreement shall be either residents of the cities immediately adjacent to LAX or of the City of Los Angeles ("local residents"). Contractors shall develop a hiring plan and maintain records of their compliance efforts.