


Delta Sky Way Program II

Data Received Through: November 30, 2021 - Data Source: Contractor's LCP Tracker Report


Prime Contractor: Hensel Phelps

Subcontractor Name	Reported Community Sponsorships	 HIRE LAX Graduates	Total Impact Workers	Total Impact and Local Workers	Total Workers	Local Hire % (Headcount)	
JLM Installations, Inc	0	0	N/A	1	1	100.0%	
Won-Door Corporation	0	0	N/A	1	1	100.0%	
Bielski Specialties Services, Inc.	0	0	N/A	2	2	100.0%	
XL Fire Protection	0	0	N/A	2	2	100.0%	
Streamline Integration	0	0	N/A	9	12	75.0%	
El Prado Cleaning Service	0	0	N/A	34	46	73.9%	
Lejend Corporation	0	0	N/A	2	3	66.7%	
24 Hours Sweeping Inc	0	0	N/A	7	11	63.6%	
EER, Inc.	0	0	N/A	5	8	62.5%	
Wagner Engineering & Survey Inc.	0	0	N/A	9	15	60.0%	
Monzon & Son Enterprises	0	0	N/A	46	83	55.4%	
Crown Fence	0	0	N/A	11	20	55.0%	
Bill Glore Inc	0	0	N/A	1	2	50.0%	
Lawrence W Rosine Co.	0	0	N/A	1	2	50.0%	
Sign Industries Incorporated	0	0	N/A	1	2	50.0%	
Evan Corporation dba Evan Fall Protection	NEW	0	0	N/A	2	4	50.0%
BEI Construction, Inc.	0	0	N/A	16	32	50.0%	
Direct AV	0	0	N/A	11	23	47.8%	
Safe Scaffolding	0	0	N/A	7	15	46.7%	
Masonry Concepts, Inc	0	0	N/A	21	45	46.7%	
CSI Electrical Contractors, Inc.	0	0	N/A	6	13	46.2%	
Cosco Fire Protection, Inc.	0	0	N/A	21	50	42.0%	
Birdi & Associates, Inc.	0	0	N/A	5	12	41.7%	
Limbach Company LP	0	0	N/A	5	12	41.7%	
Pan-Pacific Mechanica, LLC	0	0	N/A	43	108	39.8%	
San Mar Construction Co Inc	0	0	N/A	36	92	39.1%	
Malcolm Drilling Company	0	0	N/A	12	31	38.7%	

Delta Sky Way Program II

Data Received Through: November 30, 2021 - Data Source: Contractor's LCP Tracker Report


Prime Contractor: Hensel Phelps

Subcontractor Name	Reported Community Sponsorships	 HIRE LAX Graduates	Total Impact Workers	Total Impact and Local Workers	Total Workers	Local Hire % (Headcount)
Environmental Construction Group	0	0	N/A	51	134	38.1%
Condon Jonson & Associates, Inc	0	0	N/A	25	66	37.9%
GGG Demolition, Inc.	0	0	N/A	26	71	36.6%
Hensel Phelps Construction Co	3	3	N/A	60	164	36.6%
Matrix Environmental, Inc.	0	0	N/A	46	129	35.7%
Washington Iron Works	1	1	N/A	18	51	35.3%
Morrow Meadows Corporation	0	0	N/A	135	383	35.2%
Xcel Mechanical System Inc.	0	0	N/A	8	23	34.8%
GecTwo Inc	0	0	N/A	38	111	34.2%
Bonas Company	0	0	N/A	1	3	33.3%
NRW Trucking Inc	0	0	N/A	1	3	33.3%
Kamran Metalworks, Inc.	0	0	N/A	2	6	33.3%
So-Cal Insulation	0	0	N/A	2	6	33.3%
Bill Carr Surveys, Inc.	0	0	N/A	3	9	33.3%
DSM Construction, Inc.	0	0	N/A	5	15	33.3%
Shotcrete Structures, Inc	0	0	N/A	9	27	33.3%
Granite Construction Company	0	0	N/A	41	123	33.3%
Performance Contracting Inc.	0	0	N/A	68	212	32.1%
SME Steel	0	0	N/A	25	78	32.1%
West Coast Firestopping, Inc	0	0	N/A	7	22	31.8%
Woodbridge Glass Incorporated	0	0	N/A	6	19	31.6%
Building Electronic Controls	0	0	N/A	5	16	31.3%
Standard Drywall, Inc	0	0	N/A	9	29	31.0%
Premier Tile & Marble	0	0	N/A	17	55	30.9%
ISEC, Inc.	0	0	N/A	21	68	30.9%
Nevell Group Inc	0	0	N/A	53	173	30.6%
Infinity Drywall	0	0	N/A	15	49	30.6%
Commercial Scaffolding Of CA	0	0	N/A	7	23	30.4%

Delta Sky Way Program II

Data Received Through: November 30, 2021 - Data Source: Contractor's LCP Tracker Report


Prime Contractor: Hensel Phelps

Subcontractor Name	Reported Community Sponsorships	 HIRE LAX Graduates	Total Impact Workers	Total Impact and Local Workers	Total Workers	Local Hire % (Headcount)
Concrete Coring Company	0	0	N/A	10	33	30.3%
Best Contracting Services Inc	0	0	N/A	34	115	29.6%
Morrow Meadows Corporation (2)	0	0	N/A	37	126	29.4%
Johnson & Turner Painting Co., Inc	0	0	N/A	8	28	28.6%
Southwest Steel of California, Inc.	0	0	N/A	34	119	28.6%
Rosendin Electric	0	0	N/A	15	53	28.3%
Gerdau Reinforcing Steel / CMC Rebar West	0	0	N/A	34	124	27.4%
Shoring Engineers	0	0	N/A	12	44	27.3%
Griffith Company	0	0	N/A	34	126	27.0%
ARB, Inc.	0	0	N/A	21	78	26.9%
Brymax Construction Services	0	0	N/A	25	94	26.6%
Quality Production Services	0	0	N/A	14	53	26.4%
Karcher Firestopping, Inc	0	0	N/A	1	4	25.0%
McKeon Door West Inc	0	0	N/A	1	4	25.0%
PG Cutting Services	0	0	N/A	1	4	25.0%
Zolnay Insulation Inc	0	0	N/A	1	4	25.0%
Site Solution Services, Inc.	0	0	N/A	2	8	25.0%
Rouch Rebar, Inc.	0	0	N/A	3	12	25.0%
BrandSafway Services	0	0	N/A	24	98	24.5%
Gonsalves & Santucci Inc DBA Conco Pumping	0	0	N/A	6	25	24.0%
Murray Company	0	0	N/A	61	259	23.6%
Coast Building Products	0	0	N/A	4	17	23.5%
ABT Transport & Equipment, Inc	0	0	N/A	8	35	22.9%
Power One, LLC	0	0	N/A	2	9	22.2%
Southern California Grading, Inc.	0	0	N/A	4	18	22.2%
NorCal Pipeline Services, Inc.	0	0	N/A	3	15	20.0%
Genesis Floor Covering, Incf.	0	0	N/A	4	21	19.0%
Vertical Access, Inc	0	0	N/A	7	37	18.9%

Delta Sky Way Program II

Data Received Through: November 30, 2021 - Data Source: Contractor's LCP Tracker Report


Prime Contractor: Hensel Phelps

Subcontractor Name	Reported Community Sponsorships	 HIRE LAX Graduates	Total Impact Workers	Total Impact and Local Workers	Total Workers	Local Hire % (Headcount)
Anning Johnson Company	0	0	N/A	9	48	18.8%
Drill Tech Drilling	0	0	N/A	8	43	18.6%
Karcher Insulation Systems, Inc (Sub to Pan-Pacific Mechanical)	0	0	N/A	2	11	18.2%
Corradini Corp	0	0	N/A	8	45	17.8%
CR Insulation	0	0	N/A	3	17	17.6%
Badger Daylighting Corp	0	0	N/A	8	46	17.4%
Comet Electric	0	0	N/A	1	6	16.7%
R.J. Lalonde Inc	0	0	N/A	1	6	16.7%
United - Heider Inspection DBA Atlas	0	0	N/A	5	31	16.1%
JLS Pumping	0	0	N/A	6	38	15.8%
Connor Concrete Cutting and Coring	0	0	N/A	4	26	15.4%
Centerline Concrete Cutting	0	0	N/A	1	7	14.3%
Air Balance Co, Inc.	0	0	N/A	1	8	12.5%
Goss Construction	0	0	N/A	1	8	12.5%
Mr. Crane Inc	0	0	N/A	10	86	11.6%
PGC Construction Inc	0	0	N/A	1	9	11.1%
Chief Engineering Co.	0	0	N/A	3	28	10.7%
Cell-Crete Corporation	0	0	N/A	1	11	9.1%
Integrity Rebar Places	0	0	N/A	2	26	7.7%
Burros Backhoe Service	0	0	N/A	0	1	0.0%
David L Addison Inc DBA Addison Equipment Rental	0	0	N/A	0	1	0.0%
GQ Trucking Inc	0	0	N/A	0	1	0.0%
Harper's Backhoe Services, Inc. dba Harper Equipment Rental	0	0	N/A	0	1	0.0%
Merli Concrete Pumping	0	0	N/A	0	1	0.0%
Prospectra Contract Flooring	0	0	N/A	0	1	0.0%
TDC Trucking Inc	0	0	N/A	0	1	0.0%
TJD Trucking Inc	0	0	N/A	0	1	0.0%
Vaca Skip Loader Grading Services LLC	0	0	N/A	0	1	0.0%

Delta Sky Way Program II

Data Received Through: November 30, 2021 - Data Source: Contractor's LCP Tracker Report


Prime Contractor: Hensel Phelps

Subcontractor Name	Reported Community Sponsorships	 HIRE LAX Graduates	Total Impact Workers	Total Impact and Local Workers	Total Workers	Local Hire % (Headcount)	
Cali USA Acoustics Inc.		0	0	N/A	0	2	0.0%
Exsell Sales Associates		0	0	N/A	0	2	0.0%
Foster Flooring		0	0	N/A	0	2	0.0%
Ground Penetrating Radar System, LLC		0	0	N/A	0	2	0.0%
Hill Crane Service, Inc		0	0	N/A	0	2	0.0%
Inspection Resources Co		0	0	N/A	0	2	0.0%
Karcher Interior Systems, Inc		0	0	N/A	0	2	0.0%
Koppl Pipeline Services, Inc.		0	0	N/A	0	2	0.0%
Mike Prlich and Sons, Inc		0	0	N/A	0	2	0.0%
Nold's Equipment, Inc.		0	0	N/A	0	2	0.0%
Penhall Compancy (Sub to Concrete Coring)		0	0	N/A	0	2	0.0%
Straight Up Surveying		0	0	N/A	0	2	0.0%
Centerline Concrete Cutting (Cosco)		0	0	N/A	0	3	0.0%
Pavement Recycling Systems		0	0	N/A	0	3	0.0%
Premier Interior Dev., Inc.		0	0	N/A	0	3	0.0%
Riselo Engineering Solutions, Inc.		0	0	N/A	0	3	0.0%
Mike Payne and Associates, Inc	NEW	0	0	N/A	0	3	0.0%
Architectural Design & Signs, Inc.		0	0	N/A	0	4	0.0%
Matt-Chlor, Inc		0	0	N/A	0	4	0.0%
RMA Group		0	0	N/A	0	5	0.0%
RMA Group				N/A	0	5	0.0%
Savala Equipment Company Inc dba Savala Equipment Rentals		0	0	N/A	0	5	0.0%
C.A. Buchen Corp		0	0	N/A	0	6	0.0%
Konstruktors Inc.		0	0	N/A	0	6	0.0%
NMN Construction, Inc	NEW	0	0	N/A	0	6	0.0%
Climatec		0	0	N/A	0	8	0.0%
Lonestar West Services LLC		0	0	N/A	0	11	0.0%

Delta Sky Way Program II

Data Received Through: November 30, 2021 - Data Source: Contractor's LCP Tracker Report

Prime Contractor: Hensel Phelps

Subcontractor Name	Reported Community Sponsorships	 HIRE LAX Graduates	Total Impact Workers	Total Impact and Local Workers	Total Workers	Local Hire % (Headcount)
Guzman Grading & Paving Corp	0	0	N/A	0	23	0.0%
	4	4		1506	4909	30.7%

LAX PLA Article III, Section 6 Contractor Hiring Obligations - . . . to maximize the employment of qualified local persons residing within the area of the Project, with the goal that at least 30% of each contractor's employees hired under this Agreement shall be either residents of the cities immediately adjacent to LAX or of the City of Los Angeles ("local residents"). Contractors shall develop a hiring plan and maintain records of their compliance efforts.