


LAMP ConRAC

Data Received Through: March 31, 2021 - Data Source: Contractor's LCP Tracker Report


Prime Contractor: PCL

Subcontractor Name	Reported Community Sponsorships	 HIRE LAX Graduates	Total Impact Workers	Total Impact and Local Workers	Total Workers	Local Hire % (Headcount)
IRBF Trucking, LLC	0	0	1	1	1	100.0%
Fryman Management Inc	0	0	1	6	7	85.7%
Max Out Inc	0	0	2	12	16	75.0%
PCL Construction Services Inc	4	1	5	24	33	72.7%
Jones Sign Co., Inc	0	0	0	2	3	66.7%
Quality Plumbin Service	NEW	0	3	4	6	66.7%
J.E Snyder Electric, Inc	0	0	4	5	8	62.5%
Direct A/V	0	0	1	8	13	61.5%
Makai Solutions	3	0	1	4	7	57.1%
Pan-Pacific Mechanical LLC	3	0	0	14	26	53.8%
J N A Builders Inc.	0	0	5	21	39	53.8%
Eberhard / Eberhard Energy Systems	0	0	2	15	28	53.6%
Geo Design, Inc.	0	0	1	1	2	50.0%
Kehoe Testing & Engineering	0	0	0	1	2	50.0%
Savala Equipment Company	0	0	0	1	2	50.0%
Valerie J Herder DBA Triumph Painting	0	0	0	2	4	50.0%
Geotechnical Professionals Inc	0	0	2	3	6	50.0%
ISEC, Inc.	0	0	1	4	8	50.0%
N/S Corporation	0	0	1	4	8	50.0%
Badger Daylighting Corp	0	0	0	5	10	50.0%
Mike Zarp	1	0	2	12	25	48.0%
Crown Fence	2	0	0	13	28	46.4%
Dinamic Mod Construction Inc	0	0	0	3	7	42.9%
Mayers & Associates Civil Engineering Inc.	1	1	2	3	7	42.9%
Cosco Fire Protection	4	0	2	11	26	42.3%
Southern California Grading	3	0	8	33	78	42.3%
Environmental Construction Group	1	0	2	13	31	41.9%

LAMP ConRAC

Data Received Through: March 31, 2021 - Data Source: Contractor's LCP Tracker Report


Prime Contractor: PCL

Subcontractor Name		Reported Community Sponsorships	 HIRE LAX Graduates	Total Impact Workers	Total Impact and Local Workers	Total Workers	Local Hire % (Headcount)
Gaul & Gaul Inc dba Craftsman Concrete Cutting		0	0	0	5	12	41.7%
Anning-Johnson Company	NEW	0	0	1	2	5	40.0%
Streamline Integration		0	0	0	2	5	40.0%
CMC Rebar West		6	0	4	20	50	40.0%
Sharma General Engineering Contractors, Inc.		0	0	4	13	33	39.4%
R.J. & J. Construction, Inc.		0	0	4	11	28	39.3%
Best Contracting Services, Inc		0	0	1	14	36	38.9%
CSI Electrical Contractors, Inc.		0	0	2	8	21	38.1%
Southland Industries		7	1	2	16	42	38.1%
PG Cutting Services		1	1	0	3	8	37.5%
Southwest Steel of California, Inc		0	0	2	6	16	37.5%
Masonry Concepts, Inc.		3	0	4	37	99	37.4%
Alameda Construction Services Inc		1	0	1	6	17	35.3%
Barbold Services LLC		0	0	0	1	3	33.3%
BLC Surveying, Inc		0	0	1	1	3	33.3%
Citadel Environmental Services		0	0	0	1	3	33.3%
Performance Contracting Inc	NEW	0	0	0	1	3	33.3%
Power Plus		0	0	1	1	3	33.3%
Expansion Specialties, Inc.		1	0	1	2	6	33.3%
The JV Land Clearing Co Inc		0	0	0	4	12	33.3%
Western Paving Contractors		0	0	1	5	15	33.3%
CMZ Excavation Inc		3	0	1	7	21	33.3%
Rosendin Electric, Inc		0	0	2	12	36	33.3%
Morrow Meadows Corporation		7	0	17	70	214	32.7%
N.M.N. Construction		0	0	1	20	66	30.3%
Morley Construction Company		31	2	60	223	740	30.1%
Prieto Construction Company, Inc		0	0	0	2	7	28.6%
Largo Concrete, Inc.		10	0	12	55	201	27.4%

LAMP ConRAC

Data Received Through: March 31, 2021 - Data Source: Contractor's LCP Tracker Report


Prime Contractor: PCL

Subcontractor Name	Reported Community Sponsorships	 HIRE LAX Graduates	Total Impact Workers	Total Impact and Local Workers	Total Workers	Local Hire % (Headcount)
Blois Construction, Inc	2	0	4	13	49	26.5%
Traxx Construction Inc	0	0	0	9	34	26.5%
Cascade Drilling	0	0	0	1	4	25.0%
Charles Pankow Builders, Ltd	NEW	0	0	1	4	25.0%
Specialized Cleaning Contractors	0	0	0	1	4	25.0%
Polaris Electric Co, Inc.	0	0	1	2	8	25.0%
Bryton Engineering and Grading, Inc. dba Premiere Engineering Grading Contractors	0	0	0	4	16	25.0%
Frank S Smith Masonry Inc	0	0	2	16	64	25.0%
Legacy Reinforcing Steel LLC	17	3	11	56	230	24.3%
Merli Concrete Pumping	0	0	0	4	17	23.5%
Murray Company	0	0	0	3	13	23.1%
Allied Steel Co, Inc.	0	0	0	2	9	22.2%
McDonough Construction Rental, Inc.	NEW	0	0	2	9	22.2%
Smith Emery Company	1	0	2	6	27	22.2%
Cell-Crete Corporation	0	0	1	3	14	21.4%
Connor Concrete Cutting and Coring	0	0	0	1	5	20.0%
Griffith Company	0	0	1	2	10	20.0%
JLS Concrete Pumping	0	0	0	3	15	20.0%
Karcher Interior Systems Inc	1	1	0	1	6	16.7%
Genesis One Group	0	0	0	3	19	15.8%
Diversified Production Services, Inc.	0	0	1	2	13	15.4%
W.A. Rasic Construction Inc.	0	0	0	4	30	13.3%
Gonsalves & Santucci dba Conco Pumping	0	0	1	1	8	12.5%
Crane Rental Services	0	0	0	2	16	12.5%
Bali Constructon, Inc.	0	0	1	2	18	11.1%
Vertical Access, Inc.	0	0	1	3	28	10.7%
Bragg Crane Service	NEW	0	0	1	11	9.1%
Maxim Crane Works	0	0	1	6	74	8.1%

LAMP ConRAC

Data Received Through: March 31, 2021 - Data Source: Contractor's LCP Tracker Report


Prime Contractor: PCL

Subcontractor Name		Reported Community Sponsorships	 HIRE LAX Graduates	Total Impact Workers	Total Impact and Local Workers	Total Workers	Local Hire % (Headcount)
Aragon Construction	NEW	0	0	0	0	1	0.0%
California Testing & Inspection, Ic.		0	0	0	0	1	0.0%
Catrac Construction Inc		0	0	0	0	1	0.0%
CGRS, Inc		0	0	0	0	1	0.0%
Fastrack Rentals Inc		0	0	0	0	1	0.0%
Fragoza & Sons Trucking, Inc		0	0	0	0	1	0.0%
Gammage & Sons Enterprises, Inc		0	0	0	0	1	0.0%
Lozano & Sons Water Trucks		0	0	0	0	1	0.0%
Mr. Crane, Inc.		0	0	0	0	1	0.0%
Newman Backhoe Service Inc		0	0	0	0	1	0.0%
Nold's Equipment		0	0	0	0	1	0.0%
Pavement Recycling Systems		0	0	0	0	1	0.0%
Premier Tile & Marble	NEW	0	0	0	0	1	0.0%
R.J Lalonde, Inc.		0	0	0	0	1	0.0%
Sunbelt Rentals, Inc		0	0	0	0	1	0.0%
Terry Rhodes Backhoe Service, Inc		0	0	0	0	1	0.0%
Tom Grbavac & Sons, Inc.	NEW	0	0	0	0	1	0.0%
Wilson & Hampton Painting Contractors		0	0	0	0	1	0.0%
Automated Gate Services, Inc		0	0	0	0	2	0.0%
Case Land Surveying, Inc		0	0	0	0	2	0.0%
GMAT Incd DBA Inland Overhead Door Company		0	0	0	0	2	0.0%
Hill Crane Service, Inc	NEW	0	0	0	0	2	0.0%
PHL, Inc DBA VNSM		0	0	0	0	2	0.0%
Applied Engineering Concepts		0	0	0	0	3	0.0%
Cal Empire Engineering Inc.		0	0	0	0	3	0.0%
CMF, Inc.		0	0	0	0	3	0.0%
Cutting Edge Concrete Cutting		0	0	0	0	3	0.0%
Garrett Construction		0	0	0	0	3	0.0%

LAMP ConRAC

Data Received Through: March 31, 2021 - Data Source: Contractor's LCP Tracker Report

Prime Contractor: PCL

Subcontractor Name	Reported Community Sponsorships	 HIRE LAX Graduates	Total Impact Workers	Total Impact and Local Workers	Total Workers	Local Hire % (Headcount)
JLM Installations, Inc	0	0	0	0	3	0.0%
Lukkes Striping Inc	0	0	0	0	3	0.0%
Paul M Wolff Co.	0	0	0	0	3	0.0%
Penhall Company	0	0	0	0	3	0.0%
Quartz Systems, Inc.	0	0	0	0	3	0.0%
Vance Corporation	0	0	0	0	3	0.0%
2R Drilling, Inc.	0	0	0	0	4	0.0%
David L Addison Inc dba Addison Equipment Rental	0	0	0	0	4	0.0%
VFC	0	0	0	0	4	0.0%
B&J Tree Service	0	0	0	0	5	0.0%
GECTWO Inc	0	0	0	0	5	0.0%
RMA Group	0	0	0	0	5	0.0%
Torrent Resources	0	0	0	0	6	0.0%
United Rigger & Erectors	0	0	0	0	8	0.0%
Coast Surveying, Inc.	0	0	0	0	11	0.0%
Schuff Steel	NEW	0	0	0	13	0.0%
SDV Services, Inc	0	0	0	0	16	0.0%
	113	10	195	927	3033	30.6%

LAX PLA Article III, Section 6 Contractor Hiring Obligations - . . . to maximize the employment of qualified local persons residing within the area of the Project, with the goal that at least 30% of each contractor's employees hired under this Agreement shall be either residents of the cities immediately adjacent to LAX or of the City of Los Angeles ("local residents"). Contractors shall develop a hiring plan and maintain records of their compliance efforts.