


Terminal Cores and APM Interface


Data Received Through: July 31, 2021 - Data Source: City's Summary of Hiring Monthly Report

Prime Contractor: Austin Commercial

Subcontractor Name	Reported Community Sponsorships	 HIRE LAX Graduates	Total Impact Workers	Total Impact and Local Workers	Total Workers	Local Hire % (Headcount)
Direct AV	0	0	0	1	1	100.0%
Lawrence Rosine	0	0	0	2	2	100.0%
Brundage - Bone Concrete Pumping	0	0	0	3	3	100.0%
Streamline Integration	0	0	1	3	3	100.0%
Final Cleaning Solutions Inc	0	0	2	4	4	100.0%
Commercial West Group Inc.	0	0	0	5	5	100.0%
Fryman Management	0	0	9	30	37	81.1%
24 Hours Sweeping	0	0	1	3	4	75.0%
DSM Construction Inc	0	0	1	3	4	75.0%
TEC Management Consultants Inc.	0	0	10	18	25	72.0%
Alliance Construction	0	0	0	2	3	66.7%
Better Way Plumbing	0	0	0	2	3	66.7%
Borbon Incorporated	0	0	1	1	2	50.0%
Ground Penetrating Radar Systems LLC	0	0	1	2	4	50.0%
Safe Scaffolding	0	0	1	7	15	46.7%
Building Electronic Controls, Inc.	0	0	2	5	11	45.5%
CSI Electrical Contractors, Inc	0	0	4	18	40	45.0%
Environmental Construction Group, Inc.	0	0	6	20	46	43.5%
American National Insulation DBA Coast	0	0	0	3	7	42.9%
Johnson & Turner Painting Company Inc	0	0	1	3	7	42.9%
Stefan Merli Plasterin Co Inc dba Merli Concrete	0	0	0	9	21	42.9%
Comet Electric	0	0	0	10	24	41.7%
Birdi Constructors Inc	0	0	2	7	17	41.2%
Advance Fire Protection Co Inc	0	0	1	2	5	40.0%
Don H. Mahaffey Drilling CO	0	0	0	4	10	40.0%
Matrix Environmental, Inc.	0	0	3	33	86	38.4%


Terminal Cores and APM Interface

Data Received Through: July 31, 2021 - Data Source: City's Summary of Hiring Monthly Report
 Prime Contractor: Austin Commercial

Subcontractor Name	Reported Community Sponsorships	 HIRE LAX Graduates	Total Impact Workers	Total Impact and Local Workers	Total Workers	Local Hire % (Headcount)
Xcel Mechanical Systems, Inc	0	0	3	19	50	38.0%
Elite Glazing Group Inc	0	0	0	3	8	37.5%
West Coast Firestopping, Inc.	0	0	1	3	8	37.5%
Infinity Drywall Contracting Inc	4	4	8	42	113	37.2%
Best Contracting Services, Inc.	0	0	0	14	38	36.8%
ISEC, Inc.	0	0	4	16	46	34.8%
Karcher Insulation Inc	0	0	0	1	3	33.3%
Site Solution Services	0	0	0	1	3	33.3%
So Cal Fence	0	0	1	2	6	33.3%
K D C Inc DBA Dynaelectric	0	0	2	4	12	33.3%
CSA Constructors, Inc.	0	0	1	7	21	33.3%
Morrow Meadows	0	0	2	5	17	29.4%
J Colavin & Son Inc.	0	0	0	4	14	28.6%
Rebar Engineering, Inc	0	0	4	16	56	28.6%
ARB, Inc.	0	0	4	18	64	28.1%
Perez Construction Group, Inc.	0	0	4	18	64	28.1%
Performance Contracting, Inc.	1	1	3	19	68	27.9%
Murray Plumbing & Heating Corp	0	0	1	3	11	27.3%
Traffic Management Inc	0	0	2	6	22	27.3%
Limbach Company LP	0	0	1	7	26	26.9%
SJN Builders Inc	0	0	1	4	15	26.7%
CMZ Excavation Inc	0	0	1	4	16	25.0%
Corradini Corp	0	0	1	6	24	25.0%
Rosendin Electric, Inc.	0	0	9	33	132	25.0%
Martin Bros/Marcowall Inc	0	0	4	16	69	23.2%
Asbury Steel Inc	0	0	1	5	22	22.7%
G.O. Rodriguez Trucking, Inc	0	0	1	5	22	22.7%
Control Air Conditioning Corporation	0	0	0	6	28	21.4%


Terminal Cores and APM Interface

Data Received Through: July 31, 2021 - Data Source: City's Summary of Hiring Monthly Report
Prime Contractor: Austin Commercial

Subcontractor Name	Reported Community Sponsorships	 HIRE LAX Graduates	Total Impact Workers	Total Impact and Local Workers	Total Workers	Local Hire % (Headcount)
Condon-Johnson & Associates, Inc	0	0	0	8	38	21.1%
P S 1 3 G Inc dba Partition Specialties	0	0	0	1	5	20.0%
Service Connected II Inc DBA SC Building Ma	0	0	0	2	10	20.0%
Streamline Fire Protection, Inc.	0	0	1	2	10	20.0%
Western Industrial Contractors	0	0	1	6	30	20.0%
Elite Line Services Inc	0	0	1	3	16	18.8%
Danny Letner Inc DBA Letner Roofing Company	0	0	1	2	11	18.2%
Jones Sign Co, Inc.	0	0	1	1	6	16.7%
Wolverinefire Protection Co.	0	0	1	2	13	15.4%
Brandsafway Services	0	0	0	2	15	13.3%
Aldridge Electric Inc dba Aldridge	0	0	1	1	8	12.5%
Anning-Johnson Company	0	0	2	5	42	11.9%
Bragg Investment Co Inc DBA Bragg Crane	0	0	5	25	212	11.8%
L N A Concrete Estructures Inc	0	0	0	1	10	10.0%
Jordan Drywall Inc	0	0	0	1	11	9.1%
California Hi-Tech Floors, Inc	0	0	1	4	47	8.5%
Elevators ETC	0	0	0	2	25	8.0%
ConnorP81, Inc.	0	0	0	1	13	7.7%
Schindler Elevator Corporation	0	0	0	1	16	6.3%
Jezowski & Markel Contractors, Inc	0	0	0	2	35	5.7%
California Construction Labor Services	0	0	0	0	1	0.0%
Stumbaugh & Associates, Inc.	0	0	0	0	1	0.0%
Digital Concrete Enterprises Inc	0	0	0	0	2	0.0%
Harwood Construction Inc	0	0	0	0	2	0.0%
Mike Zarp	0	0	0	0	2	0.0%
Veterans Engineering Services Inc.	0	0	0	0	2	0.0%
A G I Marble Company Inc	0	0	0	0	3	0.0%
Air Balance Co	0	0	0	0	3	0.0%

Terminal Cores and APM Interface

Data Received Through: July 31, 2021 - Data Source: City's Summary of Hiring Monthly Report
Prime Contractor: Austin Commercial

Subcontractor Name		Reported Community Sponsorships	 HIRE LAX Graduates	Total Impact Workers	Total Impact and Local Workers	Total Workers	Local Hire % (Headcount)
F3 & Associates, Inc		0	0	0	0	3	0.0%
United Riggers & Erectors Inc		0	0	0	0	3	0.0%
Fusion Sign & Design, Inc.		0	0	0	0	4	0.0%
Mr Crane Inc		0	0	0	0	4	0.0%
G & C Equipment Corporation		0	0	0	0	5	0.0%
Cosco Fire Protection, Inc.		0	0	0	0	7	0.0%
Vertical Access Inc.		0	0	0	0	8	0.0%
Cell-Crete Corporation	NEW	0	0	0	0	9	0.0%
Pacific Architectural Woodworking, Inc.		0	0	0	0	10	0.0%
C Below, Inc.		0	0	0	0	11	0.0%
P C I		0	0	0	0	12	0.0%
Western Allied Corporation		0	0	0	0	18	0.0%
		5	5	120	559	2050	27.3%

LAX PLA Article III, Section 6 Contractor Hiring Obligations - . . . to maximize the employment of qualified local persons residing within the area of the Project, with the goal that at least 30% of each contractor's employees hired under this Agreement shall be either residents of the cities immediately adjacent to LAX or of the City of Los Angeles ("local residents"). Contractors shall develop a hiring plan and maintain records of their compliance efforts.