


Delta Sky Way Program II

Data Received Through: July 31, 2021 - Data Source: Contractor's LCP Tracker Report


Prime Contractor: Hensel Phelps

| Subcontractor Name | Reported Community Sponsorships |  HIRE LAX Graduates | Total Impact Workers | Total Impact and Local Workers | Total Workers | Local Hire % (Headcount) | |
|------------------------------------|---------------------------------|--|----------------------|--------------------------------|---------------|--------------------------|-------|
| JLM Installations, Inc | 0 | 0 | N/A | 1 | 1 | 100.0% | |
| Woodbridge Glass Incorporated | 0 | 0 | N/A | 1 | 1 | 100.0% | |
| Bielski Specialties Services, Inc. | 0 | 0 | N/A | 2 | 2 | 100.0% | |
| XL Fire Protection | 0 | 0 | N/A | 2 | 2 | 100.0% | |
| Streamline Integration | 0 | 0 | N/A | 9 | 12 | 75.0% | |
| El Prado Cleaning Service | 0 | 0 | N/A | 34 | 46 | 73.9% | |
| 24 Hours Sweeping Inc | 0 | 0 | N/A | 7 | 10 | 70.0% | |
| Lejend Corporation | 0 | 0 | N/A | 2 | 3 | 66.7% | |
| Crown Fence | 0 | 0 | N/A | 9 | 14 | 64.3% | |
| Wagner Engineering & Survey Inc. | 0 | 0 | N/A | 9 | 15 | 60.0% | |
| Monzon & Son Enterprises | 0 | 0 | N/A | 46 | 83 | 55.4% | |
| Bill Glore Inc | 0 | 0 | N/A | 1 | 2 | 50.0% | |
| Lawrence W Rosine Co. | 0 | 0 | N/A | 1 | 2 | 50.0% | |
| NRW Trucking Inc | 0 | 0 | N/A | 1 | 2 | 50.0% | |
| So-Cal Insulation | 0 | 0 | N/A | 1 | 2 | 50.0% | |
| CSI Electrical Contractors, Inc. | 0 | 0 | N/A | 2 | 4 | 50.0% | |
| Direct AV | 0 | 0 | N/A | 9 | 19 | 47.4% | |
| Safe Scaffolding | 0 | 0 | N/A | 7 | 15 | 46.7% | |
| BEI Construction, Inc. | NEW | 0 | 0 | N/A | 6 | 13 | 46.2% |
| Building Electronic Controls | 0 | 0 | N/A | 5 | 11 | 45.5% | |
| Premier Tile & Marble | 0 | 0 | N/A | 10 | 22 | 45.5% | |
| Cosco Fire Protection, Inc. | 0 | 0 | N/A | 19 | 44 | 43.2% | |
| Birdi & Associates, Inc. | 0 | 0 | N/A | 5 | 12 | 41.7% | |
| Limbach Company LP | 0 | 0 | N/A | 5 | 12 | 41.7% | |
| ISEC, Inc. | 0 | 0 | N/A | 18 | 46 | 39.1% | |
| Pan-Pacific Mechanica, LLC | 0 | 0 | N/A | 36 | 92 | 39.1% | |
| San Mar Construction Co Inc | 0 | 0 | N/A | 36 | 92 | 39.1% | |

Delta Sky Way Program II

Data Received Through: July 31, 2021 - Data Source: Contractor's LCP Tracker Report


Prime Contractor: Hensel Phelps

| Subcontractor Name | Reported Community Sponsorships |  HIRE LAX Graduates | Total Impact Workers | Total Impact and Local Workers | Total Workers | Local Hire % (Headcount) |
|---|---------------------------------|--|----------------------|--------------------------------|---------------|--------------------------|
| Environmental Construction Group | 0 | 0 | N/A | 51 | 131 | 38.9% |
| GGG Demolition, Inc. | 0 | 0 | N/A | 25 | 65 | 38.5% |
| Condon Jonson & Associates, Inc | 0 | 0 | N/A | 25 | 66 | 37.9% |
| Hensel Phelps Construction Co | 2 | 2 | N/A | 55 | 151 | 36.4% |
| Masonry Concepts, Inc | 0 | 0 | N/A | 9 | 25 | 36.0% |
| DSM Construction, Inc. | 0 | 0 | N/A | 5 | 14 | 35.7% |
| Granite Construction Company | 0 | 0 | N/A | 40 | 112 | 35.7% |
| Matrix Environmental, Inc. | 0 | 0 | N/A | 46 | 129 | 35.7% |
| Morrow Meadows Corporation | 0 | 0 | N/A | 122 | 349 | 35.0% |
| Washington Iron Works | 1 | 1 | N/A | 15 | 43 | 34.9% |
| Bonas Company | 0 | 0 | N/A | 1 | 3 | 33.3% |
| Karcher Insulation Systems, Inc (Sub to Pan-Pacific Mechanical) | 0 | 0 | N/A | 2 | 6 | 33.3% |
| Bill Carr Surveys, Inc. | 0 | 0 | N/A | 3 | 9 | 33.3% |
| Johnson & Turner Painting Co., Inc | 0 | 0 | N/A | 7 | 21 | 33.3% |
| SME Steel | 0 | 0 | N/A | 25 | 75 | 33.3% |
| GecTwo Inc | 0 | 0 | N/A | 29 | 89 | 32.6% |
| Malcolm Drilling Company | 0 | 0 | N/A | 9 | 28 | 32.1% |
| Woon-Door Corporation | 0 | 0 | N/A | 6 | 19 | 31.6% |
| Concrete Coring Company | 0 | 0 | N/A | 9 | 29 | 31.0% |
| Morrow Meadows Corporation (2) | 0 | 0 | N/A | 31 | 100 | 31.0% |
| Shotcrete Structures, Inc | 0 | 0 | N/A | 8 | 26 | 30.8% |
| Infinity Drywall | 0 | 0 | N/A | 15 | 49 | 30.6% |
| Commercial Scaffolding Of CA | 0 | 0 | N/A | 7 | 23 | 30.4% |
| Gonsalves & Santucci Inc DBA Conco Pumping | 0 | 0 | N/A | 6 | 20 | 30.0% |
| Gerdau Reinforcing Steel / CMC Rebar West | 0 | 0 | N/A | 30 | 102 | 29.4% |
| Shoring Engineers | 0 | 0 | N/A | 12 | 41 | 29.3% |
| Nevell Group Inc | 0 | 0 | N/A | 44 | 152 | 28.9% |
| Rosendin Electric | 0 | 0 | N/A | 15 | 53 | 28.3% |

Delta Sky Way Program II

Data Received Through: July 31, 2021 - Data Source: Contractor's LCP Tracker Report


Prime Contractor: Hensel Phelps

| Subcontractor Name | Reported Community Sponsorships |  HIRE LAX Graduates | Total Impact Workers | Total Impact and Local Workers | Total Workers | Local Hire % (Headcount) |
|-------------------------------------|---------------------------------|---|----------------------|--------------------------------|---------------|--------------------------|
| Southwest Steel of California, Inc. | 0 | 0 | N/A | 27 | 96 | 28.1% |
| Xcel Mechanical System Inc. | 0 | 0 | N/A | 5 | 18 | 27.8% |
| ARB, Inc. | 0 | 0 | N/A | 20 | 72 | 27.8% |
| Performance Contracting Inc. | 0 | 0 | N/A | 47 | 170 | 27.6% |
| Best Contracting Services Inc | 0 | 0 | N/A | 28 | 102 | 27.5% |
| Griffith Company | 0 | 0 | N/A | 29 | 107 | 27.1% |
| BrandSafway Services | 0 | 0 | N/A | 23 | 86 | 26.7% |
| Quality Production Services | 0 | 0 | N/A | 13 | 51 | 25.5% |
| EER, Inc. | 0 | 0 | N/A | 1 | 4 | 25.0% |
| Karcher Firestopping, Inc | 0 | 0 | N/A | 1 | 4 | 25.0% |
| McKeon Door West Inc | 0 | 0 | N/A | 1 | 4 | 25.0% |
| Zolnay Insulation Inc | 0 | 0 | N/A | 1 | 4 | 25.0% |
| Site Solution Services, Inc. | 0 | 0 | N/A | 2 | 8 | 25.0% |
| Southern California Grading, Inc. | 0 | 0 | N/A | 4 | 16 | 25.0% |
| West Coast Firestopping, Inc | 0 | 0 | N/A | 4 | 16 | 25.0% |
| Murray Company | 0 | 0 | N/A | 61 | 245 | 24.9% |
| Brymax Construction Services | 0 | 0 | N/A | 17 | 70 | 24.3% |
| Power One, LLC | NEW | 0 | N/A | 2 | 9 | 22.2% |
| Genesis Floor Covering, Incf. | 0 | 0 | N/A | 4 | 18 | 22.2% |
| NorCal Pipeline Services, Inc. | 0 | 0 | N/A | 3 | 14 | 21.4% |
| JLS Pumping | 0 | 0 | N/A | 6 | 28 | 21.4% |
| Anning Johnson Company | 0 | 0 | N/A | 9 | 44 | 20.5% |
| Standard Drywall, Inc | 0 | 0 | N/A | 1 | 5 | 20.0% |
| CR Insulation | 0 | 0 | N/A | 3 | 16 | 18.8% |
| Drill Tech Drilling | 0 | 0 | N/A | 8 | 43 | 18.6% |
| Connor Concrete Cutting and Coring | 0 | 0 | N/A | 4 | 22 | 18.2% |
| Badger Daylighting Corp | 0 | 0 | N/A | 8 | 45 | 17.8% |
| Vertical Access, Inc | 0 | 0 | N/A | 5 | 29 | 17.2% |

Delta Sky Way Program II

Data Received Through: July 31, 2021 - Data Source: Contractor's LCP Tracker Report


Prime Contractor: Hensel Phelps

| Subcontractor Name | | Reported Community Sponsorships |  HIRE LAX Graduates | Total Impact Workers | Total Impact and Local Workers | Total Workers | Local Hire % (Headcount) |
|---|-----|---------------------------------------|--|-------------------------|--------------------------------------|------------------|-----------------------------|
| Comet Electric | | 0 | 0 | N/A | 1 | 6 | 16.7% |
| R.J. Lalonde Inc | | 0 | 0 | N/A | 1 | 6 | 16.7% |
| United - Heider Inspection DBA Atlas | | 0 | 0 | N/A | 5 | 31 | 16.1% |
| Corradini Corp | | 0 | 0 | N/A | 5 | 33 | 15.2% |
| Centerline Concrete Cutting | | 0 | 0 | N/A | 1 | 7 | 14.3% |
| Rouch Rebar, Inc. | | 0 | 0 | N/A | 1 | 7 | 14.3% |
| Mr. Crane Inc | | 0 | 0 | N/A | 10 | 79 | 12.7% |
| Goss Construction | | 0 | 0 | N/A | 1 | 8 | 12.5% |
| Burros Backhoe Service | | 0 | 0 | N/A | 0 | 1 | 0.0% |
| David L Addison Inc DBA Addison Equipment Rental | | 0 | 0 | N/A | 0 | 1 | 0.0% |
| GQ Trucking Inc | | 0 | 0 | N/A | 0 | 1 | 0.0% |
| Harper's Backhoe Services, Inc. dba Harper Equipment Rental | NEW | 0 | 0 | N/A | 0 | 1 | 0.0% |
| Merli Concrete Pumping | | 0 | 0 | N/A | 0 | 1 | 0.0% |
| Nold's Equipment, Inc. | | 0 | 0 | N/A | 0 | 1 | 0.0% |
| Prospectra Contract Flooring | | 0 | 0 | N/A | 0 | 1 | 0.0% |
| TDC Trucking Inc | | 0 | 0 | N/A | 0 | 1 | 0.0% |
| TJD Trucking Inc | NEW | 0 | 0 | N/A | 0 | 1 | 0.0% |
| Vaca Skip Loader Grading Services LLC | NEW | 0 | 0 | N/A | 0 | 1 | 0.0% |
| Call USA Acoustics Inc. | | 0 | 0 | N/A | 0 | 2 | 0.0% |
| Centerline Concrete Cutting (Cosco) | | 0 | 0 | N/A | 0 | 2 | 0.0% |
| Exsell Sales Associates | | 0 | 0 | N/A | 0 | 2 | 0.0% |
| Foster Flooring | | 0 | 0 | N/A | 0 | 2 | 0.0% |
| Ground Penetrating Radar System, LLC | | 0 | 0 | N/A | 0 | 2 | 0.0% |
| Hill Crane Service, Inc | | 0 | 0 | N/A | 0 | 2 | 0.0% |
| Inspection Resources Co | | 0 | 0 | N/A | 0 | 2 | 0.0% |
| Karcher Interior Systems, Inc | | 0 | 0 | N/A | 0 | 2 | 0.0% |
| Mike Prlich and Sons, Inc | | 0 | 0 | N/A | 0 | 2 | 0.0% |
| Penhall Compancy (Sub to Concrete Coring) | | 0 | 0 | N/A | 0 | 2 | 0.0% |

Delta Sky Way Program II

Data Received Through: July 31, 2021 - Data Source: Contractor's LCP Tracker Report

Prime Contractor: Hensel Phelps

| Subcontractor Name | | Reported Community Sponsorships |  HIRE LAX Graduates | Total Impact Workers | Total Impact and Local Workers | Total Workers | Local Hire % (Headcount) |
|---|-----|---------------------------------------|--|-------------------------|--------------------------------------|------------------|-----------------------------|
| Straight Up Surveying | | 0 | 0 | N/A | 0 | 2 | 0.0% |
| Pavement Recycling Systems | NEW | 0 | 0 | N/A | 0 | 3 | 0.0% |
| Premier Interior Dev., Inc. | | 0 | 0 | N/A | 0 | 3 | 0.0% |
| Matt-Chlor, Inc | | 0 | 0 | N/A | 0 | 4 | 0.0% |
| Savala Equipment Company Inc dba Savala Equipment Rentals | | 0 | 0 | N/A | 0 | 4 | 0.0% |
| RMA Group | | 0 | 0 | N/A | 0 | 5 | 0.0% |
| C.A. Buchen Corp | | 0 | 0 | N/A | 0 | 6 | 0.0% |
| Konstruktors Inc. | | 0 | 0 | N/A | 0 | 6 | 0.0% |
| PGC Construction Inc | | 0 | 0 | N/A | 0 | 6 | 0.0% |
| Air Balance Co, Inc. | | 0 | 0 | N/A | 0 | 7 | 0.0% |
| Integrity Rebar Places | | 0 | 0 | N/A | 0 | 7 | 0.0% |
| Climatec | | 0 | 0 | N/A | 0 | 8 | 0.0% |
| Lonestar West Services LLC | | 0 | 0 | N/A | 0 | 11 | 0.0% |
| Guzman Grading & Paving Corp | | 0 | 0 | N/A | 0 | 23 | 0.0% |
| | | 3 | 3 | | 1298 | 4157 | 31.2% |

LAX PLA Article III, Section 6 Contractor Hiring Obligations - . . . to maximize the employment of qualified local persons residing within the area of the Project, with the goal that at least 30% of each contractor's employees hired under this Agreement shall be either residents of the cities immediately adjacent to LAX or of the City of Los Angeles ("local residents"). Contractors shall develop a hiring plan and maintain records of their compliance efforts.