


LAMP ConRAC

Data Received Through: January 31, 2021 - Data Source: Contractor's LCP Tracker Report


Prime Contractor: PCL

Subcontractor Name	Reported Community Sponsorships	 HIRE LAX Graduates	Total Impact Workers	Total Impact and Local Workers	Total Workers	Local Hire % (Headcount)
IRBF Trucking, LLC	0	0	1	1	1	100.0%
Fryman Management Inc	0	0	1	6	7	85.7%
Max Out Inc	0	0	2	12	16	75.0%
PCL Construction Services Inc	3	1	5	24	33	72.7%
J.E Snyder Electric, Inc	0	0	4	5	7	71.4%
Direct A/V	0	0	1	7	12	58.3%
Makai Solutions	2	0	1	4	7	57.1%
J N A Builders Inc.	0	0	5	19	36	52.8%
Best Contracting Services, Inc	NEW	0	0	10	19	52.6%
Pan-Pacific Mechanical LLC	3	0	0	12	23	52.2%
Eberhard / Eberhard Energy Systems	0	0	2	14	27	51.9%
Badger Daylighting Corp	0	0	0	5	10	50.0%
Geotechnical Professionals Inc	0	0	2	3	6	50.0%
Valerie J Herder DBA Triumph Painting	NEW	0	0	2	4	50.0%
Barbold Services LLC	0	0	0	1	2	50.0%
Geo Design, Inc.	0	0	1	1	2	50.0%
Kehoe Testing & Engineering	0	0	0	1	2	50.0%
Power Plus	0	0	1	1	2	50.0%
Savala Equipment Company	0	0	0	1	2	50.0%
Crown Fence	2	0	0	13	27	48.1%
Mike Zarp	1	0	2	12	25	48.0%
Dinamic Mod Construction Inc	0	0	0	3	7	42.9%
Mayers & Associates Civil Engineering Inc.	1	1	2	3	7	42.9%
Southern California Grading	3	0	8	33	78	42.3%
Environmental Construction Group	1	0	2	13	31	41.9%
Gaul & Gaul Inc dba Craftsman Concrete Cutting	0	0	0	5	12	41.7%
Southwest Steel of California, Inc	NEW	0	1	5	12	41.7%

LAMP ConRAC

Data Received Through: January 31, 2021 - Data Source: Contractor's LCP Tracker Report


Prime Contractor: PCL

Subcontractor Name	Reported Community Sponsorships	 HIRE LAX Graduates	Total Impact Workers	Total Impact and Local Workers	Total Workers	Local Hire % (Headcount)
CMC Rebar West	6	0	4	20	50	40.0%
Streamline Integration	0	0	0	2	5	40.0%
Sharma General Engineering Contractors, Inc.	0	0	4	13	33	39.4%
R.J. & J. Construction, Inc.	0	0	4	11	28	39.3%
Cosco Fire Protection	4	0	2	9	23	39.1%
Southland Industries	7	1	2	14	37	37.8%
PG Cutting Services	1	1	0	3	8	37.5%
Masonry Concepts, Inc.	3	0	4	30	81	37.0%
Morrow Meadows Corporation	7	0	14	63	187	33.7%
CMZ Excavation Inc	3	0	1	7	21	33.3%
Alameda Construction Services Inc	0	0	0	5	15	33.3%
Western Paving Contractors	0	0	1	5	15	33.3%
The JV Land Clearing Co Inc	0	0	0	4	12	33.3%
Citadel Environmental Services	0	0	0	1	3	33.3%
ISEC, Inc.	0	0	1	1	3	33.3%
Blois Construction, Inc	2	0	4	12	37	32.4%
Rosendin Electric, Inc	0	0	2	11	34	32.4%
N.M.N. Construction	0	0	1	20	65	30.8%
Morley Construction Company	31	2	54	206	687	30.0%
Prieto Construction Company, Inc	0	0	0	2	7	28.6%
Traxx Construction Inc	0	0	0	8	30	26.7%
Frank S Smith Masonry Inc	0	0	2	15	57	26.3%
Bryton Engineering and Grading, Inc. dba Premiere Engineering Grading Contractors	0	0	0	4	16	25.0%
Polaris Electric Co, Inc.	0	0	1	2	8	25.0%
Cascade Drilling	0	0	0	1	4	25.0%
Largo Concrete, Inc.	5	0	11	47	189	24.9%
Legacy Reinforcing Steel LLC	17	3	11	56	226	24.8%
Merli Concrete Pumping	0	0	0	4	17	23.5%

LAMP ConRAC

Data Received Through: January 31, 2021 - Data Source: Contractor's LCP Tracker Report


Prime Contractor: PCL

Subcontractor Name	Reported Community Sponsorships	 HIRE LAX Graduates	Total Impact Workers	Total Impact and Local Workers	Total Workers	Local Hire % (Headcount)
Murray Company	0	0	0	3	13	23.1%
Smith Emery Company	1	0	2	6	27	22.2%
JLS Concrete Pumping	0	0	0	3	14	21.4%
Griffith Company	0	0	1	2	10	20.0%
Connor Concrete Cutting and Coring	0	0	0	1	5	20.0%
Expansion Specialties, Inc.	0	0	1	1	5	20.0%
Genesis One Group	0	0	0	2	14	14.3%
Allied Steel Co, Inc.	0	0	0	1	7	14.3%
Crane Rental Services	0	0	0	2	15	13.3%
Gonsalves & Santucci dba Conco Pumping	0	0	1	1	8	12.5%
Bali Constructon, Inc.	0	0	1	2	18	11.1%
Maxim Crane Works	0	0	1	6	64	9.4%
Vertical Access, Inc.	0	0	1	2	24	8.3%
CSI Electrical Contractors, Inc.	0	0	1	1	12	8.3%
W.A. Rasic Construction Inc.	0	0	0	0	21	0.0%
SDV Services, Inc	NEW	0	0	0	14	0.0%
Coast Surveying, Inc.	0	0	0	0	11	0.0%
Diversified Production Services, Inc.	0	0	0	0	9	0.0%
B&J Tree Service	0	0	0	0	5	0.0%
RMA Group	0	0	0	0	5	0.0%
Torrent Resources	0	0	0	0	5	0.0%
2R Drilling, Inc.	0	0	0	0	4	0.0%
David L Addison Inc dba Addison Equipment Rental	0	0	0	0	4	0.0%
GECTWO Inc	0	0	0	0	4	0.0%
United Rigger & Erectors	0	0	0	0	4	0.0%
VFC	0	0	0	0	4	0.0%
Cal Empire Engineering Inc.	0	0	0	0	3	0.0%
Cutting Edge Concrete Cutting	0	0	0	0	3	0.0%

LAMP ConRAC

Data Received Through: January 31, 2021 - Data Source: Contractor's LCP Tracker Report


Prime Contractor: PCL

Subcontractor Name		Reported Community Sponsorships	 HIRE LAX Graduates	Total Impact Workers	Total Impact and Local Workers	Total Workers	Local Hire % (Headcount)
Garrett Construction		0	0	0	0	3	0.0%
Lukkes Striping Inc		0	0	0	0	3	0.0%
Paul M Wolff Co.	NEW	0	0	0	0	3	0.0%
Penhall Company		0	0	0	0	3	0.0%
Specialized Cleaning Contractors	NEW	0	0	0	0	3	0.0%
Vance Corporation		0	0	0	0	3	0.0%
Automated Gate Services, Inc		0	0	0	0	2	0.0%
GMAT Incd DBA Inland Overhead Door Company	NEW	0	0	0	0	2	0.0%
JLM Installations, Inc	NEW	0	0	0	0	2	0.0%
Karcher Interior Systems Inc	NEW	0	0	0	0	2	0.0%
PHL, Inc DBA VNSM	NEW	0	0	0	0	2	0.0%
Quartz Systems, Inc.	NEW	0	0	0	0	2	0.0%
Applied Engineering Concepts	NEW	0	0	0	0	1	0.0%
California Testing & Inspection, Inc.		0	0	0	0	1	0.0%
Catrac Construction Inc		0	0	0	0	1	0.0%
CGRS, Inc		0	0	0	0	1	0.0%
CMF, Inc.	NEW	0	0	0	0	1	0.0%
Fastrack Rentals Inc		0	0	0	0	1	0.0%
Fragoza & Sons Trucking, Inc		0	0	0	0	1	0.0%
Gammage & Sons Enterprises, Inc		0	0	0	0	1	0.0%
Lozano & Sons Water Trucks		0	0	0	0	1	0.0%
Mr. Crane, Inc.		0	0	0	0	1	0.0%
Newman Backhoe Service Inc		0	0	0	0	1	0.0%
Nold's Equipment		0	0	0	0	1	0.0%
Pavement Recycling Systems		0	0	0	0	1	0.0%
R.J Lalonde, Inc.		0	0	0	0	1	0.0%
Sunbelt Rentals, Inc	NEW	0	0	0	0	1	0.0%
Terry Rhodes Backhoe Service, Inc		0	0	0	0	1	0.0%

LAMP ConRAC

Data Received Through: January 31, 2021 - Data Source: Contractor's LCP Tracker Report

Prime Contractor: PCL

Subcontractor Name		Reported Community Sponsorships	 HIRE LAX Graduates	Total Impact Workers	Total Impact and Local Workers	Total Workers	Local Hire % (Headcount)
Wilson & Hampton Painting Contractors	NEW	0	0	0	0	1	0.0%
		103	9	173	825	2694	30.6%

LAX PLA Article III, Section 6 Contractor Hiring Obligations - . . . to maximize the employment of qualified local persons residing within the area of the Project, with the goal that at least 30% of each contractor's employees hired under this Agreement shall be either residents of the cities immediately adjacent to LAX or of the City of Los Angeles ("local residents"). Contractors shall develop a hiring plan and maintain records of their compliance efforts.