


LAMP ConRAC

Data Received Through: October 31, 2020 - Data Source: Contractor's LCP Tracker Report


Prime Contractor: PCL

Subcontractor Name		Reported Community Sponsorships	 HIRE LAX Graduates	Total Impact Workers	Total Impact and Local Workers	Total Workers	Local Hire % (Headcount)
West Coast Dirt Inc	NEW	0	0	0	3	3	100.0%
Floyd's Trucking LLC	NEW	0	0	1	1	1	100.0%
IRBF Trucking, LLC		0	0	1	1	1	100.0%
The Keep It Group LLC	NEW	0	0	1	1	1	100.0%
J.E Snyder Electric, Inc		0	0	3	4	5	80.0%
PCL Construction Services Inc		3	1	4	22	29	75.9%
Max Out Inc		0	0	2	6	8	75.0%
Fryman Management Inc		0	0	1	3	4	75.0%
Monzon and Sons		0	0	3	19	30	63.3%
Hubcity Trucking, LLC		0	0	0	4	7	57.1%
J N A Builders Inc.		0	0	4	14	25	56.0%
Pan-Pacific Mechanical LLC		1	0	0	10	18	55.6%
Eberhard / Eberhard Energy Systems		0	0	2	14	27	51.9%
Badger Daylighting Corp		0	0	0	5	10	50.0%
Direct A/V		0	0	1	5	10	50.0%
Logistics A&A Trucking Inc	NEW	0	0	0	4	8	50.0%
Geotechnical Professionals Inc		0	0	2	3	6	50.0%
Barbold Services LLC		0	0	0	1	2	50.0%
Geo Design, Inc.		0	0	1	1	2	50.0%
Jaymar B LLC	NEW	0	0	0	1	2	50.0%
Kehoe Testing & Engineering		0	0	0	1	2	50.0%
Lejend Corporation	NEW	0	0	1	1	2	50.0%
Power Plus		0	0	1	1	2	50.0%
Sand Ray LLC	NEW	0	0	1	1	2	50.0%
Savala Equipment Company		0	0	0	1	2	50.0%
T&D Jeter LLC	NEW	0	0	1	1	2	50.0%
TJD Trucking Inc	NEW	0	0	1	1	2	50.0%

LAMP ConRAC

Data Received Through: October 31, 2020 - Data Source: Contractor's LCP Tracker Report


Prime Contractor: PCL

Subcontractor Name	Reported Community Sponsorships	 HIRE LAX Graduates	Total Impact Workers	Total Impact and Local Workers	Total Workers	Local Hire % (Headcount)
Crown Fence	2	0	0	13	27	48.1%
Mike Zarp	1	0	2	11	24	45.8%
Gaul & Gaul Inc dba Craftsman Concrete Cutting	0	0	0	5	11	45.5%
Southern California Grading	3	0	8	33	77	42.9%
Dinamic Mod Construction Inc	0	0	0	3	7	42.9%
Mayers & Associates Civil Engineering Inc.	1	1	2	3	7	42.9%
Environmental Construction Group	1	0	2	13	31	41.9%
R.J. & J. Construction, Inc.	0	0	4	11	27	40.7%
JLS Concrete Pumping	0	0	0	2	5	40.0%
Makai Solutions	0	0	0	2	5	40.0%
PG Cutting Services	1	0	0	2	5	40.0%
Streamline Integration	0	0	0	2	5	40.0%
CMC Rebar West	5	0	3	19	48	39.6%
Masonry Concepts, Inc.	1	0	2	15	38	39.5%
Cosco Fire Protection	3	0	2	9	23	39.1%
Southland Industries	6	1	2	12	31	38.7%
Morrow Meadows Corporation	5	0	13	54	141	38.3%
Blois Construction, Inc	2	0	4	12	32	37.5%
Sharma General Engineering Contractors, Inc.	0	0	3	12	32	37.5%
Western Paving Contractors	0	0	1	5	15	33.3%
The JV Land Clearing Co Inc	0	0	0	4	12	33.3%
Citadel Environmental Services	0	0	0	1	3	33.3%
N.M.N. Construction	0	0	1	19	63	30.2%
Morley Construction Company	22	2	34	154	512	30.1%
CMZ Excavation Inc	3	0	1	6	20	30.0%
Traxx Construction Inc	0	0	0	8	28	28.6%
Merli Concrete Pumping	0	0	0	4	14	28.6%
Prieto Construction Company, Inc	0	0	0	2	7	28.6%

LAMP ConRAC

Data Received Through: October 31, 2020 - Data Source: Contractor's LCP Tracker Report


Prime Contractor: PCL

Subcontractor Name	Reported Community Sponsorships	 HIRE LAX Graduates	Total Impact Workers	Total Impact and Local Workers	Total Workers	Local Hire % (Headcount)
Bryton Engineering and Grading, Inc. dba Premiere Engineering Grading Contractors	0	0	0	4	16	25.0%
Cascade Drilling	0	0	0	1	4	25.0%
Largo Concrete, Inc.	5	0	9	43	177	24.3%
Murray Company	0	0	0	3	13	23.1%
Legacy Reinforcing Steel LLC	15	3	9	43	190	22.6%
Rosendin Electric, Inc	0	0	1	3	15	20.0%
Griffith Company	0	0	1	2	10	20.0%
Smith Emery Company	0	0	1	4	22	18.2%
Crane Rental Services	0	0	0	2	14	14.3%
Gonsalves & Santucci dba Conco Pumping	0	0	1	1	7	14.3%
Vertical Access, Inc.	0	0	0	1	7	14.3%
Maxim Crane Works	0	0	1	5	43	11.6%
Bali Constructon, Inc.	0	0	1	2	18	11.1%
Coast Surveying, Inc.	0	0	0	0	11	0.0%
CSI Electrical Contractors, Inc.	0	0	0	0	7	0.0%
Tres Amigos Trucking Inc	NEW	0	0	0	6	0.0%
RMA Group	0	0	0	0	5	0.0%
2R Drilling, Inc.	0	0	0	0	4	0.0%
David L Addision Inc dba Addison Equipment Rental	0	0	0	0	4	0.0%
GECTWO Inc	0	0	0	0	4	0.0%
Torrent Resources	NEW	0	0	0	4	0.0%
VFC	0	0	0	0	4	0.0%
Cal Empire Engineering Inc.	0	0	0	0	3	0.0%
Cutting Edge Concrete Cutting	NEW	0	0	0	3	0.0%
Garrett Construction	0	0	0	0	3	0.0%
J Soto LLC	NEW	0	0	0	3	0.0%
Lukkes Striping Inc	0	0	0	0	3	0.0%
Penhall Company	0	0	0	0	3	0.0%

LAMP ConRAC

Data Received Through: October 31, 2020 - Data Source: Contractor's LCP Tracker Report

Prime Contractor: PCL

Subcontractor Name		Reported Community Sponsorships	 HIRE LAX Graduates	Total Impact Workers	Total Impact and Local Workers	Total Workers	Local Hire % (Headcount)
Vance Corporation		0	0	0	0	3	0.0%
Automated Gate Services, Inc		0	0	0	0	2	0.0%
Connor Concrete Cutting and Coring		0	0	0	0	2	0.0%
United Rigger & Erectors		0	0	0	0	2	0.0%
A Plaza LLC	NEW	0	0	0	0	1	0.0%
Belshire Environmental Services Inc		0	0	0	0	1	0.0%
California Testing & Inspection, Ic.		0	0	0	0	1	0.0%
Catrac Construction Inc		0	0	0	0	1	0.0%
CGRS, Inc		0	0	0	0	1	0.0%
Expansion Specialties, Inc.		0	0	0	0	1	0.0%
Fastrack Rentals Inc		0	0	0	0	1	0.0%
Fragoza & Sons Trucking, Inc		0	0	0	0	1	0.0%
Freight Kings LLC	NEW	0	0	0	0	1	0.0%
Gammage & Sons Enterprises, Inc		0	0	0	0	1	0.0%
Lozano & Sons Water Trucks		0	0	0	0	1	0.0%
MPY Transport Inc	NEW	0	0	0	0	1	0.0%
Newman Backhoe Service Inc		0	0	0	0	1	0.0%
Nold's Equipment		0	0	0	0	1	0.0%
NRW Trucking LLC	NEW	0	0	0	0	1	0.0%
Pavement Recycling Systems		0	0	0	0	1	0.0%
Popeye Trucking Inc	NEW	0	0	0	0	1	0.0%
Terry Rhodes Backhoe Service, Inc		0	0	0	0	1	0.0%
		80	8	139	679	2093	32.4%

LAX PLA Article III, Section 6 Contractor Hiring Obligations - . . . to maximize the employment of qualified local persons residing within the area of the Project, with the goal that at least 30% of each contractor's employees hired under this Agreement shall be either residents of the cities immediately adjacent to LAX or of the City of Los Angeles ("local residents"). Contractors shall develop a hiring plan and maintain records of their compliance efforts.