


LAMP ConRAC

Data Received Through: March 31, 2020 - Data Source: Contractor's LCP Tracker Report


Prime Contractor: PCL

Subcontractor Name	Reported Community Sponsorships	 HIRE LAX Graduates	Total Impact Workers	Total Local Workers	Total Workers	Local Hire % (Headcount)
Oren Qualls	0	0	1	1	1	100.0%
Max Out Inc	0	0	2	5	6	83.3%
Fryman Management Inc	0	0	1	3	4	75.0%
Monzon and Sons	0	0	2	15	20	75.0%
Geotechnical Professionals Inc	0	0	1	2	3	66.7%
Maxim Crane Works	0	0	1	2	3	66.7%
PCL Construction Services Inc	1	1	2	11	18	61.1%
Traxx Construction Inc	0	0	0	4	7	57.1%
Crown Fence	0	0	0	13	23	56.5%
Barbold Services LLC	0	0	0	1	2	50.0%
Geo Design, Inc.	0	0	1	1	2	50.0%
Kehoe Testing & Engineering	0	0	0	1	2	50.0%
Leos Trucking	0	0	0	1	2	50.0%
Mike Zarp	NEW	0	0	1	2	50.0%
Power Plus	0	0	1	1	2	50.0%
Savala Equipment Company	0	0	0	1	2	50.0%
Sharma General Engineering Contractors, Inc.	0	0	3	12	27	44.4%
Southern California Grading	3	0	8	31	72	43.1%
Badger Daylighting Corp	0	0	0	3	7	42.9%
Dinamic Mod Construction Inc	0	0	0	3	7	42.9%
Mayers & Associates Civil Engineering Inc.	1	1	2	3	7	42.9%
Southland Industries	3	0	0	6	14	42.9%
Environmental Construction Group	1	0	2	12	29	41.4%
R.J. & J. Construction, Inc.	0	0	3	7	17	41.2%
Morrow Meadows Corporation	0	0	4	19	49	38.8%
Citadel Environmental Services	0	0	0	1	3	33.3%
JLS Pumping	NEW	0	0	1	3	33.3%

LAMP ConRAC

Data Received Through: March 31, 2020 - Data Source: Contractor's LCP Tracker Report


Prime Contractor: PCL

Subcontractor Name	Reported Community Sponsorships	 HIRE LAX Graduates	Total Impact Workers	Total Local Workers	Total Workers	Local Hire % (Headcount)
The JV Land Clearing Co Inc	0	0	0	4	12	33.3%
Western Paving Contractors	0	0	1	5	15	33.3%
Morley Construction Company	2	0	16	45	152	29.6%
Prieto Construction Company, Inc	0	0	0	2	7	28.6%
Bryton Engineering and Grading, Inc. dba Premiere Engineering Grading Contractors	0	0	0	4	16	25.0%
Cascade Drilling	0	0	0	1	4	25.0%
Gonsalvez & Santucci dba Conco Pumping	0	0	1	1	4	25.0%
Murray Company	0	0	0	3	12	25.0%
Smith Emery Company	0	0	0	2	8	25.0%
Griffith Company	0	0	1	2	10	20.0%
Commodity Trucking	0	0	1	2	15	13.3%
Bali Constructon, Inc.	0	0	1	2	18	11.1%
Legacy Reinforcing Steel LLC	3	3	0	1	21	4.8%
2R Drilling, Inc.	0	0	0	0	3	0.0%
Belshire Environmental Services Inc	0	0	0	0	1	0.0%
Bernell R Payton	0	0	0	0	1	0.0%
Catrac Construction Inc	0	0	0	0	1	0.0%
CMZ Excavation Inc	0	0	0	0	2	0.0%
Coast Surveying, Inc.	0	0	0	0	11	0.0%
Connor Concrete Cutting and Coring	0	0	0	0	1	0.0%
Crane Rental Services	NEW	0	0	0	6	0.0%
David L Addison Inc dba Addison Equipment Rental	0	0	0	0	2	0.0%
Fastrack Rentals Inc	0	0	0	0	1	0.0%
Garrett Construction	0	0	0	0	3	0.0%
Greg Searcy Trucking	0	0	0	0	1	0.0%
Lozano & Sons Water Trucks	0	0	0	0	1	0.0%
Lukkes Striping Inc	0	0	0	0	3	0.0%
Newman Backhoe Service Inc	0	0	0	0	1	0.0%

LAMP ConRAC

Data Received Through: March 31, 2020 - Data Source: Contractor's LCP Tracker Report

Prime Contractor: PCL

Subcontractor Name	Reported Community Sponsorships	 HIRE LAX Graduates	Total Impact Workers	Total Local Workers	Total Workers	Local Hire % (Headcount)
Nold's Equipment	0	0	0	0	1	0.0%
Pavement Recycling Systems	0	0	0	0	1	0.0%
Penhall Company	0	0	0	0	3	0.0%
RMA Group	0	0	0	0	5	0.0%
TD Trucking	0	0	0	0	1	0.0%
United Rigger & Erectors	0	0	0	0	2	0.0%
Vance Corporation	0	0	0	0	3	0.0%
	14	5	55	235	682	34.5%

LAX PLA Article III, Section 6 Contractor Hiring Obligations - . . . to maximize the employment of qualified local persons residing within the area of the Project, with the goal that at least 30% of each contractor's employees hired under this Agreement shall be either residents of the cities immediately adjacent to LAX or of the City of Los Angeles ("local residents"). Contractors shall develop a hiring plan and maintain records of their compliance efforts.