


Delta Skyway Program II

Data Received Through: July 31, 2020 - Data Source: Contractor's LCP Tracker Report


Prime Contractor: Hensel Phelps

Subcontractor Name	Reported Community Sponsorships	 HIRE LAX Graduates	Total Impact Workers	Total Impact and Local Workers	Total Workers	Local Hire % (Headcount)
Bill Glore Inc	0	0	N/A	1	1	100.0%
XL Fire Protection	0	0	N/A	2	2	100.0%
El Prado Cleaning Service	0	0	N/A	27	37	73.0%
24 Hours Sweeping Inc	0	0	N/A	6	10	60.0%
Corradini Corp	0	0	N/A	3	5	60.0%
Birdi & Associates, Inc.	0	0	N/A	5	9	55.6%
Crown Fence	0	0	N/A	6	11	54.5%
Building Electronic Controls	0	0	N/A	4	8	50.0%
Cosco Fire Protection, Inc.	0	0	N/A	8	16	50.0%
CSI Electrical Contractors, Inc.	0	0	N/A	2	4	50.0%
Direct AV	0	0	N/A	6	12	50.0%
Lawrence W Rosine Co.	0	0	N/A	1	2	50.0%
Wagner Engineering & Survey Inc.	0	0	N/A	3	6	50.0%
Monzon & Son Enterprises	0	0	N/A	11	24	45.8%
Pan-Pacific Mechanica, LLC	0	0	N/A	10	22	45.5%
San Mar Construction Co Inc	0	0	N/A	34	75	45.3%
Performance Contracting Inc.	0	0	N/A	36	85	42.4%
Morrow Meadows Corporation	0	0	N/A	53	127	41.7%
Limbach Company LP	0	0	N/A	5	12	41.7%
Gerdau Reinforcing Steel / CMC Rebar West	0	0	N/A	11	27	40.7%
Gonsalves & Santucci Inc DBA Conco Pumping	0	0	N/A	6	15	40.0%
Infinity Drywall	0	0	N/A	19	49	38.8%
Washington Iron Works	1	1	N/A	15	39	38.5%
California Earth Transport Inc	0	0	N/A	59	156	37.8%
Hensel Phelps Construction Co	0	0	N/A	31	82	37.8%
Condon Jonson & Associates, Inc	0	0	N/A	21	57	36.8%
Morrow Meadows Corporation (2)	0	0	N/A	23	64	35.9%

Delta Skyway Program II

Data Received Through: July 31, 2020 - Data Source: Contractor's LCP Tracker Report


Prime Contractor: Hensel Phelps

Subcontractor Name	Reported Community Sponsorships	 HIRE LAX Graduates	Total Impact Workers	Total Impact and Local Workers	Total Workers	Local Hire % (Headcount)
Granite Construction Company	0	0	N/A	28	79	35.4%
Matrix Environmental, Inc.	0	0	N/A	33	95	34.7%
GGG Demolition, Inc.	0	0	N/A	16	47	34.0%
Bonas Company	0	0	N/A	1	3	33.3%
GecTwo Inc	0	0	N/A	5	15	33.3%
Premier Tile & Marble	0	0	N/A	1	3	33.3%
SME Steel	0	0	N/A	20	60	33.3%
BrandSafway Services	0	0	N/A	7	22	31.8%
ISEC, Inc.	0	0	N/A	3	10	30.0%
Safe Scaffolding	0	0	N/A	3	10	30.0%
Nevell Group Inc	0	0	N/A	11	37	29.7%
Site Solution Services, Inc.	0	0	N/A	2	7	28.6%
Best Contracting Services Inc	0	0	N/A	11	39	28.2%
Rosendin Electric	0	0	N/A	14	51	27.5%
Murray Company	0	0	N/A	47	175	26.9%
Anning Johnson Company	0	0	N/A	5	19	26.3%
JLS Pumping	0	0	N/A	4	16	25.0%
Johnson & Turner Painting Co., Inc	0	0	N/A	1	4	25.0%
McKeon Door West Inc	0	0	N/A	1	4	25.0%
Zolnay Insulation Inc	0	0	N/A	1	4	25.0%
NorCal Pipeline Services, Inc.	0	0	N/A	3	14	21.4%
Shotcrete Structures, Inc	0	0	N/A	4	19	21.1%
Connor Concrete Cutting and Coring	0	0	N/A	3	15	20.0%
Environmental Construction Group	0	0	N/A	3	15	20.0%
Drill Tech Drilling	0	0	N/A	8	42	19.0%
Centerline Concrete Cutting	0	0	N/A	1	6	16.7%
Comet Electric	0	0	N/A	1	6	16.7%
Badger Daylighting Corp	0	0	N/A	7	43	16.3%

Delta Skyway Program II

Data Received Through: July 31, 2020 - Data Source: Contractor's LCP Tracker Report

Prime Contractor: Hensel Phelps

Subcontractor Name		Reported Community Sponsorships	 HIRE LAX Graduates	Total Impact Workers	Total Impact and Local Workers	Total Workers	Local Hire % (Headcount)
Concrete Coring Company		0	0	N/A	2	15	13.3%
Shoring Engineers		0	0	N/A	2	15	13.3%
Brymax Construction Services		0	0	N/A	2	17	11.8%
Mr. Crane Inc		0	0	N/A	4	36	11.1%
Southwest Steel of California, Inc.	NEW	0	0	N/A	1	9	11.1%
Commercial Scaffolding Of CA		0	0	N/A	1	10	10.0%
Xcel Mechanical System Inc.		0	0	N/A	1	10	10.0%
ARB, Inc.		0	0	N/A	4	49	8.2%
Air Balance Co, Inc.		0	0	N/A	0	1	0.0%
C.A. Buchen Corp		0	0	N/A	0	6	0.0%
Call USA Acoustics Inc.		0	0	N/A	0	2	0.0%
Climatec		0	0	N/A	0	2	0.0%
Exsell Sales Associates		0	0	N/A	0	2	0.0%
Ground Penetrating Radar System, LLC		0	0	N/A	0	1	0.0%
Guzman Grading & Paving Corp		0	0	N/A	0	15	0.0%
Inspection Resources Co		0	0	N/A	0	2	0.0%
Karcher Interior Systems, Inc		0	0	N/A	0	2	0.0%
Lonestar West Services LLC		0	0	N/A	0	11	0.0%
Merli Concrete Pumping		0	0	N/A	0	1	0.0%
Penhall Compancy (Sub to Concrete Coring)		0	0	N/A	0	2	0.0%
Premier Interior Dev., Inc.		0	0	N/A	0	3	0.0%
R.J. Lalonde Inc		0	0	N/A	0	1	0.0%
RMA Group		0	0	N/A	0	4	0.0%
So-Cal Insulation		0	0	N/A	0	1	0.0%
		1	1		669	2034	32.9%

Delta Skyway Program II

Data Received Through: July 31, 2020 - Data Source: Contractor's LCP Tracker Report

Prime Contractor: Hensel Phelps

Subcontractor Name	Reported Community Sponsorships	 HIRE LAX Graduates	Total Impact Workers	Total Impact and Local Workers	Total Workers	Local Hire % (Headcount)
--------------------	---------------------------------	---	----------------------	--------------------------------	---------------	--------------------------

LAX PLA Article III, Section 6 Contractor Hiring Obligations - . . . to maximize the employment of qualified local persons residing within the area of the Project, with the goal that at least 30% of each contractor's employees hired under this Agreement shall be either residents of the cities immediately adjacent to LAX or of the City of Los Angeles ("local residents"). Contractors shall develop a hiring plan and maintain records of their compliance efforts.