


# LAMP ConRAC

Data Received Through: February 28, 2020 - Data Source: Contractor's LCP Tracker Report


Prime Contractor: PCL

Subcontractor Name	Reported Community Sponsorships	 HIRE LAX Graduates	Total Impact Workers	Total Local Workers	Total Workers	Local Hire % (Headcount)
Barbold Services LLC	0	0	0	1	1	100.0%
Geotechnical Professionals Inc	0	0	1	2	2	100.0%
Oren Qualls	0	0	1	1	1	100.0%
Max Out Inc	0	0	2	5	6	83.3%
Fryman Management Inc	0	0	1	3	4	75.0%
Monzon and Sons	0	0	2	15	20	75.0%
Crown Fence	0	0	0	13	21	61.9%
PCL Construction Services Inc	1	1	2	11	18	61.1%
Sharma General Engineering Contractors, Inc.	NEW	0	3	12	23	52.2%
Geo Design, Inc.	0	0	1	1	2	50.0%
Kehoe Testing & Engineering	0	0	0	1	2	50.0%
Leos Trucking	0	0	0	1	2	50.0%
Maxim Crane Works	NEW	0	0	1	2	50.0%
Power Plus	NEW	0	1	1	2	50.0%
Savala Equipment Company	0	0	0	1	2	50.0%
Smith Emery Company	0	0	0	2	4	50.0%
Southern California Grading	2	0	8	31	72	43.1%
Badger Daylighting Corp	0	0	0	3	7	42.9%
Dinamic Mod Construction Inc	0	0	0	3	7	42.9%
Environmental Construction Group	1	0	2	12	28	42.9%
Mayers & Associates Civil Engineering Inc.	1	1	2	3	7	42.9%
R.J. & J. Construction, Inc.	0	0	3	7	17	41.2%
Morrow Meadows Corporation	0	0	4	18	45	40.0%
Southland Industries	3	0	0	5	13	38.5%
Morley Construction Company	0	0	8	28	81	34.6%
Citadel Environmental Services	0	0	0	1	3	33.3%
The JV Land Clearing Co Inc	0	0	0	4	12	33.3%

# LAMP ConRAC

Data Received Through: February 28, 2020 - Data Source: Contractor's LCP Tracker Report


Prime Contractor: PCL

Subcontractor Name	Reported Community Sponsorships	 HIRE LAX Graduates	Total Impact Workers	Total Local Workers	Total Workers	Local Hire % (Headcount)
Western Paving Contractors	0	0	1	5	15	33.3%
Prieto Construction Company, Inc	0	0	0	2	7	28.6%
Murray Company	NEW	0	0	3	11	27.3%
Bryton Engineering and Grading, Inc. dba Premiere Engineering Grading Contractors	0	0	0	4	16	25.0%
Cascade Drilling	0	0	0	1	4	25.0%
Gonsalvez & Santucci dba Conco Pumping	0	0	1	1	4	25.0%
Griffith Company	0	0	1	2	10	20.0%
Commodity Trucking	0	0	1	2	15	13.3%
Bali Constructon, Inc.	0	0	1	2	18	11.1%
Legacy Reinforcing Steel LLC	NEW	3	3	0	15	6.7%
2R Drilling, Inc.	0	0	0	0	3	0.0%
Belshire Environmental Services Inc	0	0	0	0	1	0.0%
Bernell R Payton	0	0	0	0	1	0.0%
Cattrac Construction Inc	0	0	0	0	1	0.0%
CMZ Excavation Inc	0	0	0	0	2	0.0%
Coast Surveying, Inc.	0	0	0	0	11	0.0%
Connor Concrete Cutting and Coring	0	0	0	0	5	0.0%
David L Addison Inc dba Addison Equipment Rental	0	0	0	0	2	0.0%
Fastrack Rentals Inc	0	0	0	0	1	0.0%
Garrett Construction	0	0	0	0	3	0.0%
Greg Searcy Trucking	0	0	0	0	1	0.0%
Lozano & Sons Water Trucks	NEW	0	0	0	1	0.0%
Lukkes Striping Inc	0	0	0	0	3	0.0%
Newman Backhoe Service Inc	0	0	0	0	1	0.0%
Nold's Equipment	0	0	0	0	1	0.0%
Pavement Recycling Systems	0	0	0	0	1	0.0%
Penhall Company	0	0	0	0	3	0.0%
RMA Group	0	0	0	0	5	0.0%

## LAMP ConRAC

Data Received Through: February 28, 2020 - Data Source: Contractor's LCP Tracker Report

Prime Contractor: PCL

Subcontractor Name	Reported Community Sponsorships	 HIRE LAX Graduates	Total Impact Workers	Total Local Workers	Total Workers	Local Hire % (Headcount)
TD Trucking	0	0	0	0	1	0.0%
Traxx Construction Inc	0	0	0	0	1	0.0%
United Rigger & Erectors	0	0	0	0	2	0.0%
Vance Corporation	0	0	0	0	3	0.0%
	11	5	46	209	572	36.5%

**LAX PLA Article III, Section 6 Contractor Hiring Obligations** - . . . to maximize the employment of qualified local persons residing within the area of the Project, with the goal that at least 30% of each contractor's employees hired under this Agreement shall be either residents of the cities immediately adjacent to LAX or of the City of Los Angeles ("local residents"). Contractors shall develop a hiring plan and maintain records of their compliance efforts.