


American Airlines T4-5

Data Received Through: April 30, 2020 - Data Source: Contractor's LCP Tracker Report


Prime Contractor: Hensel Phelps Construction Co.

Subcontractor Name	Reported Community Sponsorships	 HIRE LAX Graduates	Total Impact Workers	Total Local Workers	Total Workers	Local Hire % (Headcount)
24 Hour Sweeping	0	0	N/A	2	2	100.0%
Koppl Pipeline Services Inc	0	0	N/A	1	1	100.0%
TEC Management Consultants, Inc.	0	0	N/A	8	11	72.7%
Final Cleaning Solutions	0	0	N/A	26	37	70.3%
Rebar Engineering	0	0	N/A	9	15	60.0%
Bielski Specialty Services	0	0	N/A	1	2	50.0%
Coast Building Products	0	0	N/A	3	6	50.0%
Comet Electric	0	0	N/A	5	10	50.0%
Direct AV	0	0	N/A	6	12	50.0%
Pan Pacific Mechanical LLC	0	0	N/A	6	12	50.0%
PHL, Inc dba VNSM	0	0	N/A	2	4	50.0%
Power Plus	0	0	N/A	1	2	50.0%
The Rosalie Ellen Co DBA Subsurface Imaging	0	0	N/A	3	6	50.0%
Cosco Fire Protection	0	0	N/A	10	21	47.6%
Safe Scaffolding	0	0	N/A	6	13	46.2%
Morrow-Meadows Corporation	0	0	N/A	29	63	46.0%
Top End Constructors DBA Top End Terrazo	0	0	N/A	10	22	45.5%
ISEC, Inc.	0	0	N/A	20	46	43.5%
Mega Fixture Installers, Inc.	0	0	N/A	13	30	43.3%
KDC Inc DBA Dyna Electric	0	0	N/A	8	19	42.1%
Infinity Drywall Contracting Inc	1	1	N/A	33	80	41.3%
Building Electronic Controls, Inc.	0	0	N/A	6	15	40.0%
Ground Penetrating Radar Systems LLC	0	0	N/A	2	5	40.0%
Badger Daylighting Corp	0	0	N/A	3	8	37.5%

American Airlines T4-5

Data Received Through: April 30, 2020 - Data Source: Contractor's LCP Tracker Report


Prime Contractor: Hensel Phelps Construction Co.

Subcontractor Name	Reported Community Sponsorships	 HIRE LAX Graduates	Total Impact Workers	Total Local Workers	Total Workers	Local Hire % (Headcount)
CSI Electrical Contractors, Inc.	0	0	N/A	6	16	37.5%
Masonry Concepts, Inc.	0	0	N/A	4	11	36.4%
Hensel Phelps Construction-AA	0	0	N/A	22	64	34.4%
Washington Iron Works	0	0	N/A	14	41	34.1%
Assa Abloy Entrance Systems US Inc	0	0	N/A	1	3	33.3%
Concrete Coring Company	0	0	N/A	4	12	33.3%
Cupertino Electric, Inc.	0	0	N/A	21	63	33.3%
Matrix Environmental	0	0	N/A	24	72	33.3%
Paulhus Milwork Installation	0	0	N/A	2	6	33.3%
Psomas	0	0	N/A	2	6	33.3%
Environmental Construction Group (ECG)	0	0	N/A	22	71	31.0%
Murray Company	0	0	N/A	19	63	30.2%
Best Contracting Services	0	0	N/A	8	27	29.6%
Johnson & Turner Painting Co, Inc.	0	0	N/A	4	14	28.6%
Premier Tile & Marble	0	0	N/A	11	39	28.2%
SASCO	0	0	N/A	10	36	27.8%
Performance Contracting, Inc.	0	0	N/A	38	141	27.0%
Condon Jonson & Associates	0	0	N/A	12	47	25.5%
Siemens Industry, Inc.	0	0	N/A	1	4	25.0%
Signature Flooring, Inc.	0	0	N/A	7	28	25.0%
Otis Elevator	0	0	N/A	6	25	24.0%
Corradini Corp	0	0	N/A	4	18	22.2%
Sterndahl Enterprises	0	0	N/A	6	27	22.2%
Ethos Energy Field Services LLC	2	2	N/A	10	51	19.6%
Xcel Mechanical System, Inc.	0	0	N/A	3	16	18.8%

American Airlines T4-5

Data Received Through: April 30, 2020 - Data Source: Contractor's LCP Tracker Report

Prime Contractor: Hensel Phelps Construction Co.

Subcontractor Name		Reported Community Sponsorships	 HIRE LAX Graduates	Total Impact Workers	Total Local Workers	Total Workers	Local Hire % (Headcount)
Gonsalves & Santucci Inc DBA Conco Pumping		0	0	N/A	2	11	18.2%
Harwood Construction, Inc.		0	0	N/A	1	6	16.7%
Critchfield Mechanical Inc of Southern CA		0	0	N/A	8	62	12.9%
Commercial Scaffolding of CA Inc.		0	0	N/A	1	8	12.5%
Connor Concrete Cutting and Coring		0	0	N/A	2	17	11.8%
Hill Crane Service, Inc.		0	0	N/A	1	17	5.9%
Mr. Crane, Inc	NEW	0	0	N/A	1	22	4.5%
Air Balance Co, Inc.		0	0	N/A	0	3	0.0%
Architectural Design & Signs, Inc.		0	0	N/A	0	6	0.0%
Brymax Construction Services	NEW	0	0	N/A	0	5	0.0%
C Below		0	0	N/A	0	2	0.0%
DSM Construction Inc.		0	0	N/A	0	4	0.0%
Fastrack Rentals Inc.	NEW		0	N/A	0	1	0.0%
Halco Service Corp dba Halco Testing Services		0	0	N/A	0	2	0.0%
JLM Installations Inc.		0	0	N/A	0	4	0.0%
Keenan Doors		0	0	N/A	0	2	0.0%
Matt Chlor Inc		0	0	N/A	0	5	0.0%
Miller Paneling Specialties		0	0	N/A	0	6	0.0%
Skycon, Inc.		0	0	N/A	0	4	0.0%
The Door Crew Inc		0	0	N/A	0	2	0.0%
Traffic Management Inc.		0	0	N/A	0	4	0.0%
Vernes Plumbing Inc.		0	0	N/A	0	1	0.0%
Vertical Access, Inc. (ECG)		0	0	N/A	0	10	0.0%
		3	3		490	1547	31.7%

American Airlines T4-5

Data Received Through: April 30, 2020 - Data Source: Contractor's LCP Tracker Report

Prime Contractor: Hensel Phelps Construction Co.

Subcontractor Name	Reported Community Sponsorships	 HIRE LAX Graduates	Total Impact Workers	Total Local Workers	Total Workers	Local Hire % (Headcount)
--------------------	---------------------------------	---	----------------------	---------------------	---------------	--------------------------

LAX PLA Article III, Section 6 Contractor Hiring Obligations - . . . to maximize the employment of qualified local persons residing within the area of the Project, with the goal that at least 30% of each contractor's employees hired under this Agreement shall be either residents of the cities immediately adjacent to LAX or of the City of Los Angeles ("local residents"). Contractors shall develop a hiring plan and maintain records of their compliance efforts.